

Contra Costa County Area Plan 2024-2028

Presented by Ana Bagtas
Area Agency on Aging

CONTRA COSTA COUNTY

EMPLOYMENT & HUMAN SERVICES

Public Hearing Agenda

- Overview of the Planning and Service Area (PSA)
- Overview of the Area Agency on Aging (AAA)
- Assessing Needs, Establishing Priorities, and Setting Goals
- Area Plan 2024-28 Goals, FY 2024-2025 Objectives
- Program Development and Coordination Expenditures
- Title IIIB Access, In-Home Services, and Legal Assistance
- Area Plan Budget Breakdown
- Receive Public Comments

Overview of the Planning and Service Area (PSA)

- Contra Costa County - PSA #7
- 51st largest of 58 counties in CA
- 9th most populous in CA: pop 1,165,927 (2020 Census)
- 4th most diverse county in CA
- 36.3% of households have residents 5+ years old who speak languages other than English
- 1:4 (27%) Hispanic/Latinx
- 31.4% Black, API, Native American/Alaskan Native



West County

- Most urbanized, most diverse
- Richmond is region's largest city
- Lowest median income: \$95,970 vs \$120,061 county
- Population 270,382: 22% of pop aged 60+
- Median age 39.2 years vs 40.5 years county
- 38% Hispanic/Latinx vs 27% county



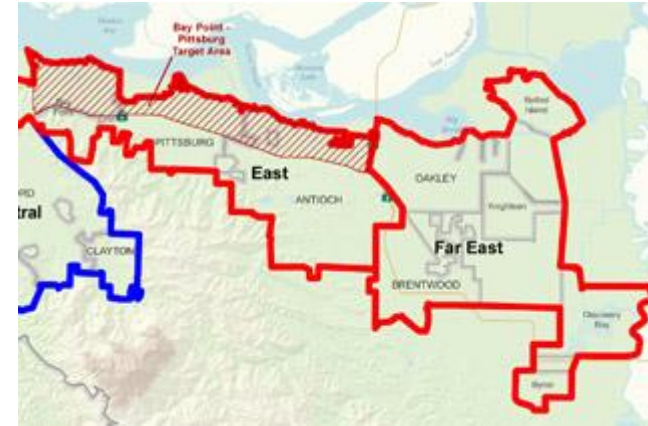
Central County

- Most affluent
- Highest median income: \$141,560 vs \$120,061 county
- Population 507,758: 25% aged 60+
- Median age 42.5 years vs 40.5 years county
- 17% Hispanic/Latinx vs 27% county



East County

- Lowest pop comparatively, yet fastest growing region
- Brentwood, Oakley, Pittsburg among top 10 fastest growing in Bay Area
- Median income: \$128,843 vs \$120,061 county
- Population 144,793: 22% aged 60+
- Median age 38.5 years vs 40.5 years county
- 29.3% Hispanic/Latinx vs 27% county



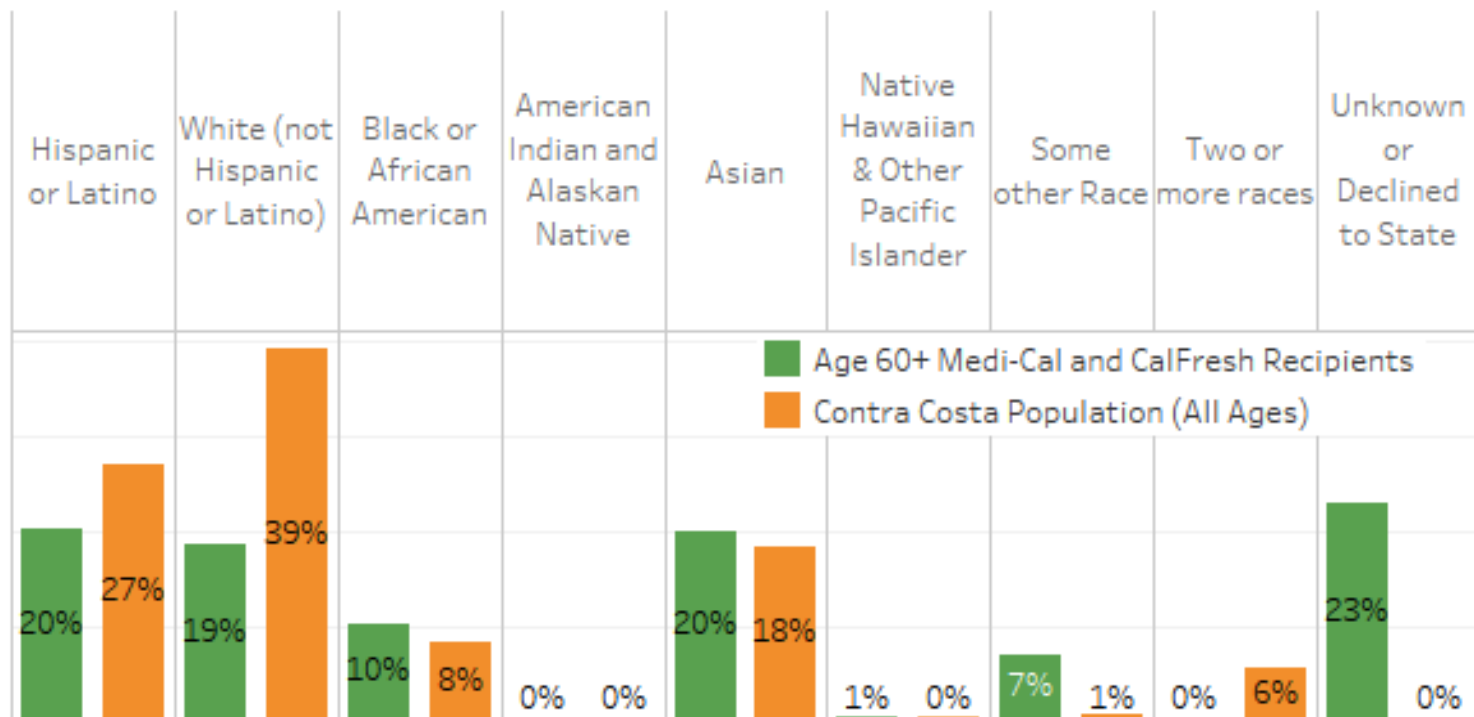
Low-Income Pop Aged 60+

- Projected pop: 296,731
- Minorities: 128,463 (43%)
- Low-Income: 21,910 (7%)
- Medi-Cal Eligible: 45,120 (15%)
- Lives alone: 49,350 (17%)
- Non-English speaking: 6,000 (2%)

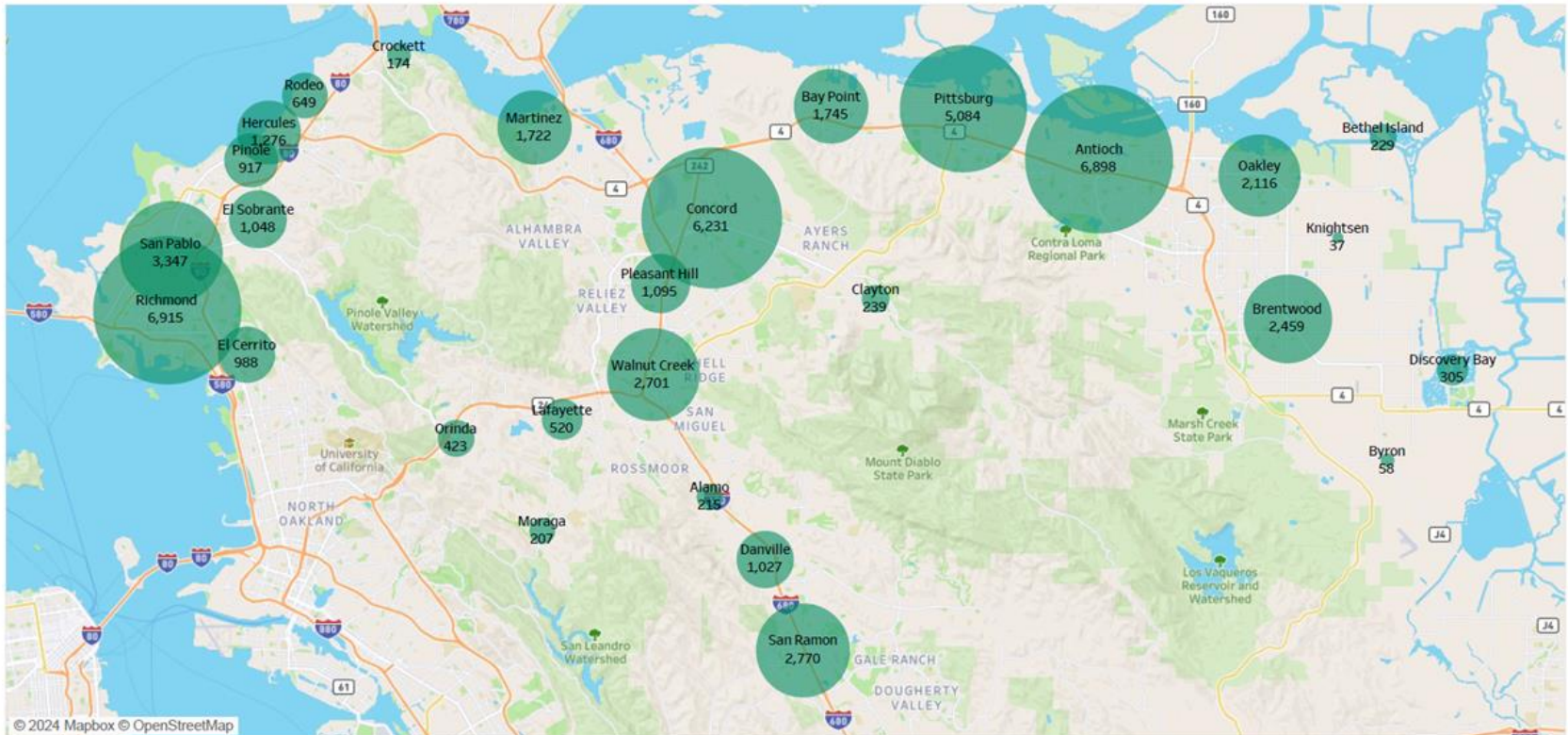
Source: 2023 CDA IFF Data



Race and Ethnicity Breakdown of Age 60 and Over Medi-Cal and CalFresh Recipients Compared to Contra Costa County Population (All Ages)



Map of Age 60 and Over Medi-Cal Recipients in Contra Costa County



Note: Excluded from this view are: 1) Individuals who listed home addresses in cities and unincorporated areas NOT within Contra Costa County and 2) cities and unincorporated areas where there are 20 or less individuals.

Overview of the Area Agency on Aging (AAA)



- Established May 20, 1975
- Governing Board: Board of Supervisors
- Advisory Council on Aging (40 Members)
- Administers and delivers Older Americans Act, Older Californians Act, other State-funded programs
 - Direct service
 - Contracts

AAA Responsibilities

- Assess the needs of older adults, persons with disabilities, and family caregivers
- Develop approaches and partnerships to integrate, strengthen, and sustain the service provider network
- Oversees federal, state, County funding for older adults
- Monitor contractors for program, performance, fiscal, and regulatory compliance
- Coordinate the local Master Plan for Aging (MPA) activities

**Assessing Needs,
Establishing Priorities,
Setting Goals**

Master Plan for Aging (MPA) Local Playbook

- Measure X one-time planning grant
- Year-long planning process
Collaborative Consulting
- IMPACCT Steering Committee
- Data-driven, equity focused, collaborative



MPA Local Playbook Strategy Development

Data-Driven

- CASOA Survey
- AAA Need Assessment
- Stakeholder Engagement
- Other secondary data

Collaboration with IMPACCT Steering Committee





AAA Focus Groups

- 13 Focus Group meetings
- All regions, all districts represented
- Special outreach:
 - Limited-English speaking
 - LGBTQ+
 - Lower income
 - Adults with disabilities
 - Minority communities
 - Geographically isolated

Focus Group Sites	Date	Facilitator	# of Participants
Ambrose/Bay Point Community Center	28-Sep	Debbie Card	18
Rainbow Community Center	5-Oct	Beckie Underwood	9
Oakley Senior Center	6-Oct	Lorna Van Ackerson	10
Corrine Sain Community Center (N. Richmond)	11-Oct	Jill Kleiner	13
Monument Crisis Center	12-Oct	Marilyn Fowler	16
Antioch Senior Center	13-Oct	Lynnette Watts	19
Grace Lao Lutheran Church	16-Oct	Sary Tatpaporn	40
Miraflores Senior Apartments	19-Oct	Jennifer Doran	14
San Pablo Senior Center	20-Oct	Michelle Hayes	9
Contra Costa County Office - Pleasant Hill	23-Oct	Susan Rotchy	6
Contra Costa County Office - Richmond	26-Oct	Susan Rotchy	9
Contra Costa County Office - Antioch	30-Oct	Susan Rotchy	2
Danville Senior Center	13-Nov	Jim Donnelly	13
			n = 178

Site	Asian	Black	Hispanic/ Latinx	Native American	Native Hawaiian	White
Danville	20%	0%	0%	0%	0%	80%
ILRC (combined 3 sites)	0%	40%	10%	0%	0%	50%
San Pablo	17%	17%	33%	0%	0%	33%
Miraflores	17%	17%	33%	0%	0%	33%
Grace Lao	100%	0%	0%	0%	0%	0%
Antioch						
Monument Crisis Center	20%	20%	47%	0%	0%	7%
North Richmond	0%	92%	0%	0%	0%	0%
Rainbow	0%	20%	10%	10%	0%	70%
Oakley	0%	0%	14%	0%	0%	86%
Bay Point	9%	13%	35%	0%	0%	48%
Total/Average	17%	20%	17%	1%	0%	37%

Major Insights: Most Needed Services

- Transportation
- Housing
- Tech literacy trainings
- Dental services
- Health services
- Caregiver support
- Nutrition education
- Classes, activities
- Healthy Foods
- Mental health
- Grief counseling
- Homecare
- Handyperson services
- Caregiver support
- Vetted contractors/solar installation

Services must be:

- Available
- Affordable
- Accessible
- Reliable
- Equitable
- Visible
- Seamless



Challenging finding
information on
services available,
cost, and eligibility





Safety a Major Concern

- Sidewalks, neighborhood walkability
- Fraud and scams, including cybercrime
- Crimes, assaults targeting seniors

Affordability

- Need free, low-cost, or subsidized support
- Need Emergency Funds
 - Persons with disabilities
 - Homeless prevention



Language Access


- Issue for Spanish, Mandarin, Lao
- Barrier to getting services
- Need bilingual workers, providers, clinicians



- Services stopped during COVID
- Get back to conducting outreach, workshops presentations, classes
- Restart Mobile Services



- Loneliness
- Isolation
- Grief



Information Hubs

- Word of mouth
- Senior Centers
- Libraries
- Pharmacies
- Internet
- Newspapers
- Local leaders/Lao agencies
(Lao community)
- Churches, faith-based
organizations





MPA Local Playbook

+

AAA Focus Groups

=

Area Plan 2024-2028

Targeting and Goal
Setting

Areas to Address in the Area Plan 2024-28

- Service gaps
 - Availability
 - Equity
 - Reliable, seamless
- Access
 - Cost
 - Language
 - System Navigation
 - Transportation
 - Visibility
- Organizational capacity

Area Plan 2024-2028

Goals

1. The AAA will support the implementation of the Master Plan for Aging for Contra Costa County by advocating for the availability of resources necessary to successfully and effectively execute the goals, priorities, and strategies established in the Local Playbook.
2. The AAA will promote the development of age- and disability-friendly communities by advocating for an infrastructure that fully and meaningfully prioritizes the needs of older and disabled adults and those who care for them.
3. The AAA will improve access to information, assistance, and resources to promote equity and visibility of services among older adults, persons with disabilities, and family caregivers.
4. The AAA will review and update Programs and regulatory requirements to align with the changes in the Older Californians Act and the reauthorized Older Americans Act.

Sample FY 2024-25 Objectives


- 1.2 ACOA Housing Workgroup to raise awareness about housing issues impacting seniors by updating the “No Place to Call Home” infographic.
- 2.2 ACOA Transportation Workgroup to advocate for older adult and disabled adults’ transportation through presentations.
- 3.10 ACOA Health Workgroup to facilitate min. of 4 presentations at community/senior centers.
- 4.2 ACOA Planning Committee to assist the AAA in reviewing changes to the OAA and OCA.



**Program Development &
Coordination Objectives
FY 2024-2025**

- **1.1** The AAA and ACOA will support the MPA Local Playbook strategy of addressing social isolation and connection by identifying funding source(s) to implement this priority. (C)
- **2.1** The ACOA will establish a Senior Nutrition Program taskforce to develop strategies to address the nutritional health of older adults and persons with disabilities in Contra Costa County. (PD)
- **2.3** The ACOA Health Workgroup will work with the AAA to produce and distribute a resource brochure for “Aging in Place” to be distributed to senior populations prioritized in the Older Americans Act. (PD)
- **3.1** The ACOA and Planning Committee will assist the AAA’s Information & Assistance Program in sponsoring and coordinating at least four events to reach populations prioritized in the Older Americans Act to inform older and disabled individuals and caregivers of available programs and services. (C)
- **3.2** The ACOA Planning Committee will work with the AAA’s Information and Assistance Program in translating the County Senior Resource Directory into Simplified Chinese and helping in its distribution in the community. (C)
- **3.3** The AAA and ACOA Planning Committee will increase access to information about services by creating QR codes for the Senior Resource Directory and the County Guides to expand promotion and reach of these resources in the community. (PD)

Title IIIB Access, In- Home & Legal Assistance



Minimum % of Title IIIB Funding FY 24-25

- Access: 20%
 - Assisted Transportation
 - Information & Assistance
 - Outreach
- In-Home Services: 8%
 - Adult Day Care
 - Adult Day Health
- Legal Assistance: 11%
 - Legal Services

Title IIIB FY 2023-24 Expenditures

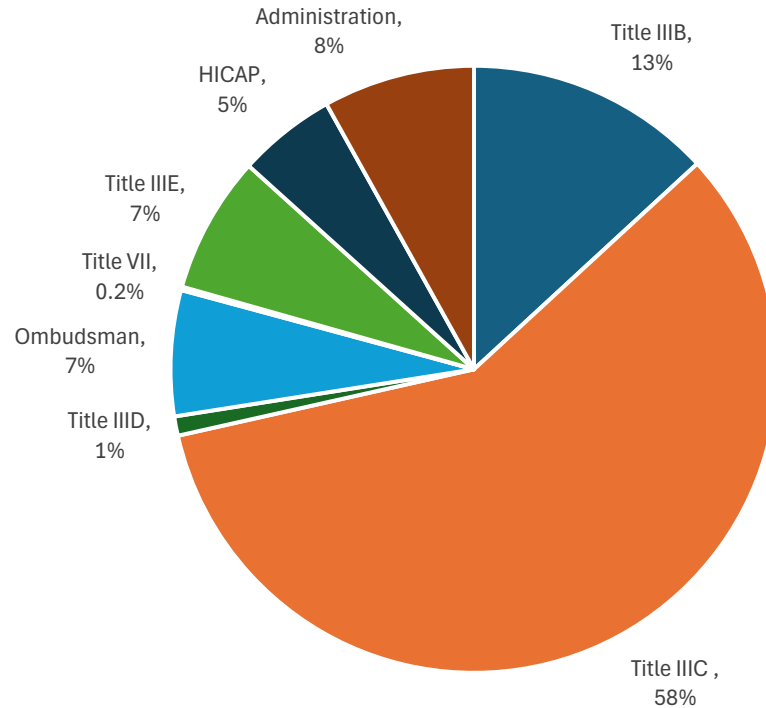
Category and Funded Services	Minimum Required %	Actual % of Expenditure
Access: Assisted Transportation, Information & Assistance, Outreach	20%	64%
In-Home Assistance: Adult Day Care/Adult Day Health	8%	8%
Legal Assistance	11%	17%

AAA/Area Plan Budget

Area Plan Budget (Baseline)

AAA Area Plan Budget FY 2023-24	\$ 6,924,746
HICAP Budget FY 2024-2025 Baseline	\$ 382,155
Total AAA Estimated Budget	\$ 7,306,901
Contracted Services	\$ 4,998,344
Direct Services	
➤ Information & Assistance, Outreach	\$ 447,902
➤ Program Development & Coordination	\$ 148,236
➤ HICAP - Direct Service	\$ 382,155
➤ Senior Nutrition (IIIC-1)	\$739,945
Administration	\$ 590,319

AAA Budget Breakdown in %



Contracted Programs & Services

- Title IIIB Supportive Services
- Title IIIC Senior Nutrition
 - Congregate, Home-Delivered
- Title IIID Health Promotion
- Title IIIE Family Caregiver
- SNAP-ED
- Dignity at Home Fall Prevention
- Ombudsman

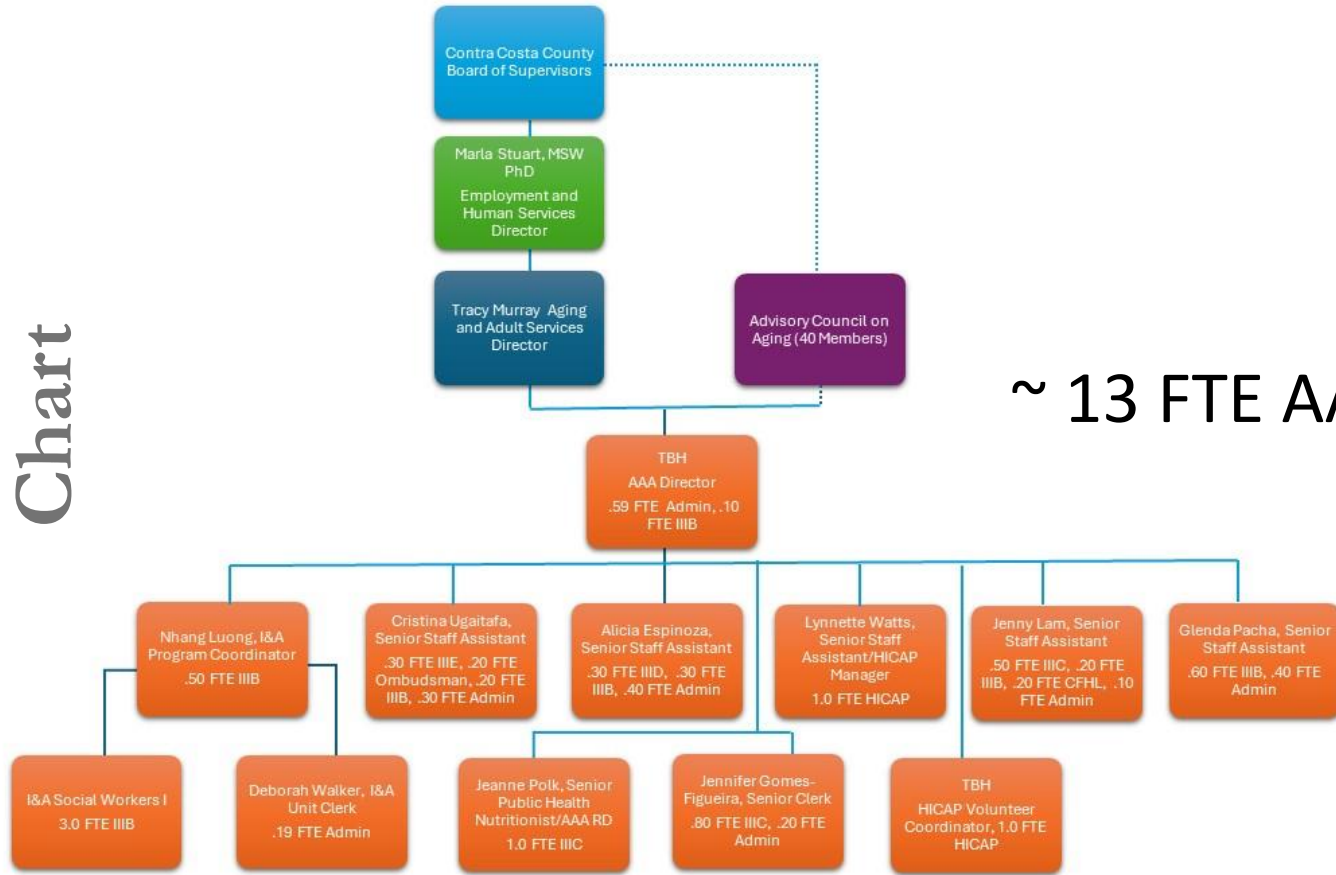


CONTRA COSTA COUNTY

EMPLOYMENT & HUMAN SERVICES

AAA

Organization Chart



~ 13 FTE AAA Staff

Questions/Feedback

