

Any disclosable public records related to an open session item on a regular meeting agenda and distributed by the Contra Costa County Economic Opportunity Council (EOC) to a majority of members of the EOC less than 96 hours prior to that meeting are available for public inspection at 1470 Civic Ct. Suite 200, Concord, CA 94520 during normal business hours.

Agenda

Group/Meeting Name: EOC Fiscal Subcommittee Meeting

Date: 6/1/2023 **Time: From:** 11:00 a.m. **To** 12:00 p.m.

Location: In-person: 1470 Civic Court, Suite 200, Conf. Room #221, Concord

Online/Call-in:

PUBLIC ACCESS: The public may attend this meeting in person at the above location. The public also may attend this meeting remotely via Zoom or call-in. Login information and call-in information is provided below. For Public Comment Instructions, please refer to the bottom of this agenda.

HOW TO JOIN THE MEETING VIA ZOOM:
 Link: <https://cccouny-us.zoom.us/j/83375296321?pwd=WTRqd3k4dTR2NUhtYk84cG1WcmtEUT09>
 Password: 137005

HOW TO JOIN THE MEETING VIA CALL-IN:

- **Zoom meeting Dial-In-Number:** +1-888 278 0254
- **Conference code:** 812185
- **Meeting ID:** 833 7529 6321
- **Password:** 137005

HOW TO PROVIDE PUBLIC COMMENT: refer to the bottom of this agenda.

Meeting Leader: Ajit Kaushal, Chair

Purpose: Review Reports and CSBG Budgets

The Economic Opportunity Council will provide reasonable accommodations for persons with disabilities planning to participate in EOC meetings. Please contact staff at least 24 hours before the meeting at akaur@ehsd.cccounty.us or reich@ehsd.cccounty.us.

Persons who wish to address the EOC during the public comment or with respect to an agenda item may email their comments to akaur@ehsd.cccounty.us or reich@ehsd.cccounty.us before or during the meeting, or should join the teleconference meeting prior to the meeting to state their intent to provide public comments and will be limited to two minutes. All votes taken during a teleconference will be by roll call. The Board Chair may reduce the amount of time allotted per speaker at the beginning of each item or public comment period depending on the number of speakers and the business of the day. Your patience is appreciated.

By the end of this meeting, we will:

1. Understand the desired outcomes and ground rules.
2. Receive any public comments.
3. Discuss the CSBG Monthly Expenditure Report for March 2023 for Grant #22F-5007.
4. Discuss the CSBG Discretionary Expenditure Report March 2023 for Grant #22F-5007.
5. Discuss the CSBG Monthly Expenditure Report for March and April 2023 for Grant #23F-4007
6. Discuss and make a recommendation regarding Amendment 1 to Grant #23F-4007
7. Identify Next Steps.
8. Evaluate the meeting.

Agenda			
What	How	Who	Time
1. Review Desired Outcomes & Meeting Rules	Present	Volunteer	2 Minutes ¹

2		Clarify Check for Understanding		
2. Public Comment		Present	Members of the Public	3 Minutes
3. Discuss: CSBG March 2023 Expenditure Report for Grant #22F-5007 <ul style="list-style-type: none"> Review pending expenditures 		Present Clarify Check for Understanding	CSB staff	5 Minutes
4. Discuss: CSBG Discretionary Expenditure Report for March for Grant #22F-5007 <ul style="list-style-type: none"> Review pending expenditures 		Present Clarify Check for Understanding	CSB staff	5 Minutes
5. Discuss: CSBG Expenditure Report for Grant #23F-4007 <ul style="list-style-type: none"> Review pending expenditures 		Present Clarify Check for Understanding	CSB Staff	5 Minutes
6. Action: <ul style="list-style-type: none"> Discuss Amendment 1 for Grant #23F-4007 and recommend spending plan to EOC. 		Present Clarify Check for Understanding	CSB staff	10 Minutes
7. Next Steps		Present Clarify Check for Understanding	CSB staff	5 Minutes
8. Meeting Evaluation		+/\u0394	Group	5 Minutes

HOW TO PROVIDE PUBLIC COMMENT:

*Persons who wish to address the EOC during public comment on matters within the jurisdiction of the EOC that are not on the agenda, or who wish to comment with respect to an item on the agenda, may comment in person, via Zoom, or via call-in. Those participating in person should come to the podium when called upon. Those participating via Zoom should indicate they wish to speak by using the “raise your hand” feature in the Zoom app. Those calling in should indicate they wish to speak by pushing *9 on their phone.*

All public comments will be limited to 2 minutes per speaker.

For assistance with remote access contact: (925) 681-6345

Public comments may also be submitted before the meeting by email at creich@ehsd.cccounty.us or by voicemail at (925) 681-6345. Comments submitted by email or voicemail will be included in the record of the meeting but will not be read or played aloud during the meeting

Community Services Block Grant															
Monthly Expenditures															
2022 Contract # 22F-5007															
Term: Jan 1, 2022 through May 31, 2023															
Report for April 2023															
				47%	53%	59%	65%	71%	76%	82%	88%	94%	78%	22%	
Line	sub	Original	Aug	Sep	Oct	Nov	Dec	Jan	Feb	Mar	Apr	YTD			
Item	Description	object	Budget	2022	2022	2022	2022	2022	2023	2023	2023	2023	Total	Balance	% Spent
<u>ADMINISTRATIVE COSTS:</u>															
1	Salaries and Wages	1011	15,818	1,342	1,960.35	1,617.29	1,895.86	1,372.24	2,264.20	2,058.36	3,458.05	-	15,969	(151)	101%
2	Fringe Benefits		11,547	861	1,257.84	1,037.73	1,026.00	912.30	1,505.33	1,412.29	2,344.93	51	10,409	1,138	90%
3	Other Costs-Indirect Costs		70,500	6,531	15,566.73	-	17,824.28	-	1,993.47	-	3,414.25	12,513	57,842	12,658	82%
Total Administrative Costs			97,865	8,734	18,784.92	2,655.02	20,746.14	2,284.54	5,763.00	3,470.65	9,217.23	12,564	84,220	13,645	86%
<u>PROGRAM COSTS:</u>															
1	Salaries and Wages	1011	252,922	16,809	26,766.73	17,320.55	12,860.60	13,803.13	17,267.14	19,030.62	16,221.45	16,063.27	156,143	96,779	62%
2	Fringe Benefits		120,033	8,472	8,896.90	3,445.17	4,310.58	5,558.72	7,999.05	6,916.90	6,108.90	8,105	59,814	60,219	50%
3	Operating Expenses		14,662	-	193.75	856.23	23.77	178.27	219.81	68.92	5,966.75	1,274.46	8,782	5,880	60%
4	Out-of-State Travel			-	-	-	-	-	-	-	-	-	-	-	
5	Subcontractor Services		409,000	-	34,225.21	95,624.29	60,852.48	47,362.98	36,456.60	17,470.52	32,794.00	60,540	385,326	23,674	94%
1	Opportunity Junction, Inc	2310	36,000	-	15,000.00	-	6,000.00	-	-	-	-	-	21,000	15,000	58%
2	GRIP	2310	26,000	-	-	13,061.48	6,530.74	6,407.78	-	-	-	-	26,000	-	100%
3	The Contra Costa Clubhouse Inc	2310	35,200	-	-	-	-	12,372.91	4,919.18	-	14,086.79	3,821	35,200	-	100%
4	CC Interfaith (Hope Solutions)	2310	36,200	-	-	18,483.26	2,254.31	2,320.04	3,338.23	5,496.85	-	4,307	36,200	-	100%
5	White Pony Express	2310	37,000	-	15,425.00	3,085.00	-	-	12,340.00	3,085.00	-	3,065	37,000	-	100%
6	Bay Area Legal Aid (BALA)	2310	29,000	-	-	18,959.00	3,980.00	1,531.00	1,422.00	1,034.00	1,224.00	-	28,150	850	97%
7	STAND!	2310	33,000	-	-	4,411.94	2,275.05	1,783.92	5,830.82	1,027.35	-	17,671	33,000	-	100%
8	Loaves and Fishes of Contra Costa	2310	27,000	-	3,800.21	7,980.04	5,378.25	-	-	-	-	8,092	25,251	1,749	94%
9	Monument Crisis Center	2310	33,200	-	-	-	23,240.00	6,640.00	-	3,320.00	-	-	33,200	-	100%
10	St. Vincent de Paul	2310	26,200	-	-	17,537.50	-	8,662.50	-	-	-	-	26,200	-	100%
11	Lao Family Community Development	2310	32,200	-	-	1,846.88	1,631.28	4,701.89	4,121.15	-	-	19,899	32,200	-	100%
12	Bay Area Community Resources	2310	30,000	-	-	3,297.17	5,350.52	-	-	3,507.32	11,924.67	-	24,080	5,920	80%
13	Rising Sun Center For Opportunity	2310	28,000	-	-	6,962.02	4,212.33	2,942.94	4,485.22	-	5,558.54	3,685	27,846	154	99%
Total Program Costs			796,617	25,282	70,082.59	117,246.24	78,047.43	66,903.10	61,942.60	43,486.96	61,091.10	85,983.17	610,065	186,552	77%
Total Expenditures			894,482	34,016	88,867.51	119,901.26	98,793.57	69,187.64	67,705.60	46,957.61	70,308.33	98,547.01	694,284	200,198	78%

Community Services Block Grant												
Monthly Expenditures - DISC												
2022 Contract # 22F-5007 DISC												
Report for April 2023												
				71%	76%	82%	88%	94%	100%	90%	10%	
Line		sub	Original	Dec	Jan	Feb	Mar	Apr	May	YTD		
Item	Description	object	Budget	2022	2023	2023	2023	2023	2023	Total	Balance	% Spent
	<u>ADMINISTRATIVE COSTS:</u>											
	<u>PROGRAM COSTS:</u>											
4	Out-of-State Travel		5,000	1,060	774			-	-	1,834	3,166	37%
5	Subcontractor Services		26,000	-	17,336	4,334	-	4,330	-	26,000	-	100%
	White Pony Express	2310	26,000	-	17,336.00	4,334		4,330	-	26,000	-	100%
	Total Program Costs		31,000	1,060	18,110	4,334.00	-	4,330.00	-	27,834	3,166	90%
	Total Expenditures		31,000	1,060	18,110	4,334.00	-	4,330	-	27,834	3,166	90%

BACR		
VENDOR: 03370	Effective Date	Contract #
	3/1/2023-2/28/2024	38-040-1

PAID


On hold with CSBG program or fiscal staff

Sent to MM for processing


with CR/Dir for signature

Executed contract received and filed.
4/14- SENT CBO EXECUTED CONTRACT.

Grant	Contract Budget	<u>Mar</u>	<u>April</u>	<u>May</u>	<u>June</u>	<u>July</u>
23F-4007	\$ 30,000.00					




<u>Aug</u>	<u>Sept</u>	<u>Oct</u>	<u>Nov</u>	<u>Dec</u>	<u>Jan</u>	<u>Feb</u>



<u>Total Paid by CCC A/C</u>	<u>TOTAL CBO BILLED TO EHSD</u>	<u>REMAIN BAL / NO DEMANDS RECEIVED</u>	<u>Insurance</u>	<u>W-9</u>
\$ -	\$ -	\$ 30,000.00	7/1/2023	

RM Cleared



Updated 5/11 AK



Bay Area Legal Aid	Effective date
<i>Vendor #: 10473</i>	
	3/1/2023-2/28/2024

PAID

On hold with CSBG program or fiscal staff
 Sent to MM for processing
 with Dir for signature

Executed contract received and filed.

3/31- SENT CBO EXECUTED CONTRACT.

4/26- received March 2023 demand. Reviewed \$4029, ok, signed, sent to CR to initial.

4/27- Mar 2023 demand initialed by CR, scanned, sent to MM interoffice.

Contract #	Grant #	Contract Budget	Mar	April	May
38-041-1	23F-4007	\$ 29,000.00	\$ 4,029.00	\$ 3,266.00	

<u>June</u>	<u>July</u>	<u>August</u>	<u>September</u>	<u>October</u>	<u>November</u>	<u>December</u>



January	February	<u>Total Paid by CCC A/C</u>	<u>TOTAL CBO BILLED TO EHSD</u>	<u>REMAIN BAL / NO DEMANDS RECEIVED</u>
		\$ -	\$ 7,295.00	\$ 21,705.00



<u>Insurance</u>	<u>W-9</u>
exp 1-1-24	SIGNED 2-7-2022

#####

iNS cleared per daly 3/15/2023 email



Updated 5/11 AK

CC CLUB			
VENDOR: 03313	Effective Date	Contract #	Grant
	3/1/2023-2/28/2024	38-044-1	23F-4007



PAID

- On hold with CSBG program or fiscal staff
- Sent to MM for processing
- with CR/Dir for signature

Contract Budget	<u>Mar</u>	<u>April</u>	<u>May</u>	<u>June</u>	<u>July</u>	<u>Aug</u>
\$ 35,200.00						

<u>Sept</u>	<u>Oct</u>	<u>Nov</u>	<u>Dec</u>	<u>Jan</u>	<u>Feb</u>	<u>Total Paid by CCC A/C</u>	<u>TOTAL CBO BILLED TO EHSD</u>
						\$ -	\$ -



REMAIN BAL / NO DEMANDS RECEIVED	Insurance	W-9
\$35,200.00		




Updated 5-11 AK





MCC
Vendor #: 11329




PAID


On hold with CSBG program or fiscal staff
Sent to MM for processing
with CR/Dir for signature

Executed contract received and filed.
4/12- SENT CBO EXECUTED CONTRACT.


Effective date	Contract #
3/1/2023-2/28/2024	38-046-1




Grant #	Contract Budget	<u>Mar</u>	<u>April</u>	<u>May</u>	<u>June</u>
23F-4007	\$ 33,200.00				



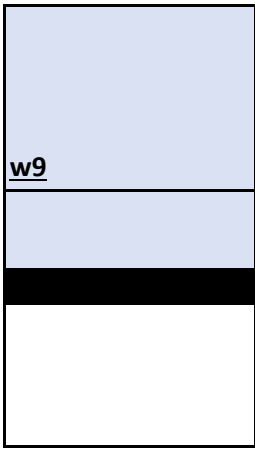
<u>July</u>	<u>August</u>	<u>September</u>	<u>October</u>	<u>November</u>	<u>December</u>	<u>January</u>




<u>February</u>	<u>Total Paid by CCC A/C</u>	<u>TOTAL CBO BILLED TO EHSD</u>	<u>REMAIN BAL / NO DEMANDS RECEIVED</u>	<u>Insurance</u>
	\$ -	\$ -	\$ 33,200.00	



Updated 5-11 AK



Opportunity Junction, Inc.
<i>Vendor #11104</i>



PAID

- On hold with CSBG program or fiscal staff
- Sent to MM for processing
- with CR/Dir for signature

Executed contract received and filed.
4/19- SENT CBO EXECUTED CONTRACT.

4/5- Received Mar demand, will place on hold since no executed
4/19- Will review demand, received executed contract. Review
5/12- Received April demand, ok, sent to CR to initial. CR signed,

Effective Date	Contract #'s	GRANT #
3/1/2023-2/28/2024	38-047-1	23F-4007


Contract received yet.

Contract, will give to CR to initial. \$3000. Received from CR signed, scanned, sent to MM interoffice.


Contract, scanned, sent to MM interoffice.

Contract Budget	<u>Mar</u>	<u>April</u>	<u>May</u>
36,000	\$ 3,000.00	\$ 3,000.00	

<u>June</u>	<u>July</u>	<u>August</u>	<u>September</u>	<u>October</u>	<u>November</u>	<u>December</u>



<u>January</u>	<u>February</u>	<u>Total Paid by CCC A/C</u>	<u>TOTAL CBO BILLED TO EHSD</u>	<u>REMAIN BAL / NO DEMAND S RECEIVED</u>	<u>Insurance</u>	<u>W-9</u>
		0	3000	33000		



Updated 5-11 AK

Hope Solutions
<i>Vendor: 09662</i>



PAID
On hold with CSBG program or fiscal staff
Sent to MM for processing
with Dir for signature

Executed contract received and filed.
3/31- SENT CBO EXECUTED CONTRACT.

4/28- received Mar demand, looks fine, D-15 has wrong grant # a

Effective date	Contract #	Grant #
3/1/2023-2/28/2024	38-042-1	23F-4007



nd should be corrected by CBO. Informed CBO demand on hold.

Contract Budget	<u>Mar</u>	<u>April</u>	<u>May</u>	<u>June</u>	<u>July</u>
\$36,200	\$ 2,336.39				

<u>August</u>	<u>September</u>	<u>October</u>	<u>November</u>	<u>December</u>	<u>January</u>	<u>February</u>

<u>Total Paid by CCC A/C</u>	<u>TOTAL CBO BILLED TO EHSD</u>	<u>REMAIN BAL / NO DEMANDS RECEIVED</u>	<u>Insurance</u>	<u>W-9</u>
\$ -	\$ 2,336.39	\$ 33,863.62	5/21/22-5/21/23 & 4/15/22- 4/15/23	Signed 3-22-2022

ins is cleared per
Daly on 3/16/23
email.



Updated 5-11 AK

GRIP
<i>Vendor: 12524</i>



PAID

On hold with CSBG program or fiscal staff

Sent to MM for processing

with CR/Dir for signature

- 4/7- received mar demand but missing forms.
- 4/14- received csd form for March 2023 demand, has incorrect di
- 4/19- RECEIVED Mar corrected forms, no executed contract yet, c

Effective date	Contract #	Grant #
3/1/2023-2/28/2024	38-043-1	23F-4007



ates on it and no executed contract yet. Demand on hold.
demand on hold.

Contract Budget	<u>Mar</u>	<u>April</u>	<u>May</u>	<u>June</u>	<u>July</u>
\$26,000	\$ 6,809.36				



<u>August</u>	<u>September</u>	<u>October</u>	<u>November</u>	<u>December</u>	<u>January</u>	<u>February</u>



<u>Total Paid by CCC A/C</u>	<u>TOTAL CBO BILLED TO EHSD</u>	<u>REMAIN BAL / NO DEMANDS RECEIVED</u>	<u>Insurance</u>	<u>W9</u>
\$ -	\$ 6,809.36	\$ 19,190.64		



Updated 5-11 AK

LAO
<i>Vendor: 05333</i>



PAID

- On hold with CSBG program or fiscal staff
- Sent to MM for processing
- with CR/Dir for signature

Executed contract received and filed.

3/31- SENT CBO EXECUTED CONTRACT.

4/14- received March demand, has incorrect contact # and grant

4/19- March demand revision received, Missing 2 receipts. Receipts

Effective date	Contract #	Grant #
3/1/2023-2/28/2024	38-045-1	23F-4007



t # referenced. Can process demand when errors are fixed since we do have the executed contract.
ved, approved, will give to CR to initial. \$2428.76. CR signed, scanned, sent to MM interoffice.

Contract Budget	<u>Mar</u>	<u>April</u>	<u>May</u>	<u>June</u>	<u>July</u>	<u>August</u>
\$32,200	\$ 2,428.76					

<u>September</u>	<u>October</u>	<u>November</u>	<u>December</u>	<u>January</u>	<u>February</u>	<u>Total Paid by CCC A/C</u>
						\$ -




TOTAL CBO BILLED TO EHSD	REMAIN BAL / NO DEMANDS RECEIVED	Insurance	W9
\$ 2,428.76	\$ 29,771.24	11/1/22- 11/1/23	signed 1-26-2022

per Daly
on
3/17/23
email

INS
7/1/23

Updated 5-11 AK



Loaves
<i>Vendor: 00927</i>



PAID

- On hold with CSBG program or fiscal staff
- Sent to MM for processing
- with CR/Dir for signature

Effective date	Contract #	Grant #
3/1/2023-2/28/2024	38-050-1	23F-4007



Contract Budget	<u>Mar</u>	<u>April</u>	<u>May</u>	<u>June</u>	<u>July</u>	<u>August</u>
\$27,000						

<u>September</u>	<u>October</u>	<u>November</u>	<u>December</u>	<u>January</u>	<u>February</u>	<u>Total Paid by CCC A/C</u>
						\$ -



<u>TOTAL CBO BILLED TO EHSD</u>	<u>REMAIN BAL / NO DEMANDS RECEIVED</u>	<u>Insurance</u>	<u>w-9</u>
\$ -	\$ 27,000.00		



Updated 5-11 AK

Rising Sun
<i>Vendor: 22965</i>



PAID

- On hold with CSBG program or fiscal staff
- Sent to MM for processing
- with Dir for signature

4/10-Received March demand but D-15 has errors and no execut

Effective date	Contract #	Grant #
3/1/2023-2/28/2024	38-049-1	23F-4007

ed contract.

<u>August</u>	<u>September</u>	<u>October</u>	<u>November</u> <u>r</u>	<u>December</u> <u>r</u>	<u>January</u>	<u>February</u>

<u>Total Paid by CCC A/C</u>	<u>TOTAL CBO BILLED TO EHSD</u>	<u>REMAIN BAL / NO DEMANDS RECEIVED</u>	<u>Insurance</u>	<u>w-9</u>
\$ -	\$ 2,270.44	\$ 25,729.56		



Updated 5-11 AK



STVP
<i>Vendor: 08534</i>



PAID

- On hold with CSBG program or fiscal staff
- Sent to MM for processing
- with CR/Dir for signature

Contract PDF received with RM clearance. Sent to CBO 3-31-2023
4/12/2023 - Informed CBO categories to use for billing for CSD fo
5/10/2023- Reviewed and approved April 2023 demand \$9156.6
5/11- received Apr demand from cr initialed, scanned, sent to MM

Effective date	Contract #	Grant #
3/1/2023-2/28/2024	38-052-1	23F-4007



}.
rm, received updates, Mar 2023 \$7699.63 demand reviewed, approved, sent to CR for initials. CR signed, scanned,
3, gave to CR to initial.
vI interoffice.

Contract Budget	<u>Mar</u>	<u>April</u>	<u>May</u>	<u>June</u>	<u>July</u>
\$26,200	\$ 7,699.63	\$ 9,156.63			

, sent to MM interoffice.

<u>August</u>	<u>September</u>	<u>October</u>	<u>November</u>	<u>December</u>	<u>January</u>	<u>February</u>



<u>Total Paid by CCC A/C</u>	<u>TOTAL CBO BILLED TO EHSD</u>	<u>REMAIN BAL / NO DEMANDS RECEIVED</u>	<u>Insurance</u>	<u>w-9</u>
\$ -	\$ 16,856.26	\$ 9,343.74	6/15/2023	



Updated 5-11 AK

STAND
<i>Vendor: 08698</i>



PAID

- On hold with CSBG program or fiscal staff
- Sent to MM for processing
- with CR/Dir for signature

Effective date	Contract #	Grant #
[REDACTED]	[REDACTED]	[REDACTED]
3/1/2023-2/28/2024	38-051-1	23F-4007



Contract Budget	<u>Mar</u>	<u>April</u>	<u>May</u>	<u>June</u>	<u>July</u>	<u>August</u>
\$33,000						

<u>September</u>	<u>October</u>	<u>November</u> r	<u>December</u> r	<u>January</u>	<u>February</u>	<u>Total Paid by CCC A/C</u>	<u>TOTAL CBO BILLED TO EHSD</u>
						\$ -	\$ -



REMAIN BAL		
<u>/ NO</u>		
<u>DEMANDS</u>		
<u>RECEIVED</u>	<u>Insurance</u>	<u>W-9</u>
\$ 33,000.00		



Updated 5-11 AK

White Pony Express	Effectivate date
<i>Vendor #07753</i>	
[Redacted]	
	3/1/2023-2/28/2024



PAID

- On hold with CSBG program or fiscal staff
- Sent to MM for processing
- with CR/Dir for signature

Contract #	GRANT #	Contract Budget	Mar
38-048-2	23F-4007	\$ 37,000.00	

<u>April</u>	<u>May</u>	<u>June</u>	<u>July</u>	<u>August</u>	<u>September</u>

<u>October</u>	<u>November</u>	<u>Dec</u>	<u>Jan</u>	<u>Feb</u>	<u>Total Paid by CCC A/C</u>
					\$ -

<u>TOTAL CBO BILLED TO EHSD</u>	<u>REMAIN BAL / NO DEMANDS RECEIVED</u>	<u>Insurance</u>	<u>w9</u>
\$ -	\$ 37,000.00		



Updated 5-11 AK

**GRANT #23F-
4007**

	BUDGET LIMIT	BILLED TO CCC (all demands received and on hold included)	REMAIN BAL / NO DEMANDS RECEIVED	PAID BY CCC A/C
BACR	30000	\$0	\$30,000.00	\$0
BALA	29000	\$7,295	\$21,705	\$0
CC CLUB	35200	\$0.00	\$35,200.00	0
MCC	33200	\$0	\$33,200	\$0
OJ	36000	\$3,000	\$33,000	\$0
HOPE	36200	\$2,336.39	\$33,863.62	\$0.00
GRIP	26000	\$6,809.36	\$19,191	\$0.00
LAO	32200	\$2,428.76	\$29,771.24	\$0.00
LF	\$27,000	\$0.00	\$27,000.00	\$0.00
RISE	\$28,000	\$2,270.44	\$25,729.56	\$0.00
STV	26,200	\$16,856	9343.74	\$0.00
STAND	\$33,000	0.00	\$33,000.00	\$0.00
WPE	\$37,000	\$0	\$37,000	\$0
TOTAL	409000	\$37,730	\$371,269.80	\$0
	AWARDED TO CBOS	CLAIMED BY CBOS	UNCLAIMED BY CBOS	

NOTES (INCLUDES ON HOLD AK OR PENDING INITIALS CR/DIR NIC)
E-copy contract received.
E-copy contract received.
Name change hold up
E-copy contract received.
Ecopy contract received.
E-copy contract received.
E-copy requested - March Demand on hold - need budget form corrected
Ecopy contract received.
contract out for sigs.
Ecopy contract requested- March and April demands have errors, requested corrections.
Ecopy contract received.
Ecopy contract requested
no ecopy contract

A.Kaur 5-11-
2023

STANDARD AGREEMENT - AMENDMENT

AGREEMENT NUMBER 23F-4007	AMENDMENT NUMBER 1	PURCHASING AUTHORITY NUMBER (if applicable)
-------------------------------------	------------------------------	---

1. This Agreement is entered into between the State Agency and the Contractor named below

STATE AGENCY NAME

Department of Community Services and Development

CONTRACTOR NAME

Contra Costa Employment & Human Services Department/Community Services Bureau

2. The term of this Agreement is : **January 1, 2023 through May 31, 2024**

3. The maximum amount of this Agreement is: **Total \$936,015.00**

4. The parties mutually agree to this amendment as follows. All actions noted below are by this reference made a part of the Agreement and incorporated herein:

i. The maximum amount of this Agreement payable to Contractor by the State has changed from \$927,194.00 to \$936,015.00, reflecting an increase of \$8,821.00

ii. Articles 6, 7 and 10 are deleted in their entirety and replaced with the attached articles 6 and 7

Documents can be accessed at <https://providers.csd.ca.gov/>.

All other terms and conditions shall remain the same.

IN WITNESS WHEREOF, this Agreement has been executed by the parties hereto.

CONTRACTOR				CALIFORNIA Department of General Services Use Only	
CONTRACTOR NAME <i>(If other than an individual, state whether a corporation, partnership, etc.)</i>					
Contra Costa Employment & Human Services Department/Community Services Bureau					
CONTRACTOR BUSINESS ADDRESS, CITY, STATE ZIP					
40 Douglas Drive, Martinez, CA 94553					
PRINTED NAME OF PERSON SIGNING			TITLE		
CONTRACTOR AUTHORIZED SIGNATURE			DATE SIGNED		
STATE OF CALIFORNIA					
CONTRACTING AGENCY NAME					
Department of Community Services and Development					
CONTRACTING AGENCY ADDRESS		CITY	STATE	ZIP	
2389 Gateway Oaks Drive, Suite 100		Sacramento	CA	95833	
PRINTED NAME OF PERSON SIGNING		TITLE			
Chris Vail		Chief Financial Officer			
CONTRACTING AGENCY AUTHORIZED SIGNATURE			DATE SIGNED		
<input type="checkbox"/> Exempt per _____					

I hereby certify that all conditions for exemption have been complied with, and the document is exempt from the Department of General Services approval.

Attachment A

State of California
Department of Community Services and Development
2023 CSBG Allocation
CAAs

County	Agency	Contract Number	First Release (8/30/22)	Second Release (4/12/23)	Total 2023 Contract	CAA 25% Advance (Automatic)	CAA-DISC 25% Advance (Upon Request)	PROJECT BUDGETS		
								CAA	CAA - Discretionary	Total 2023 Contract
Alameda	Berkeley Community Action Agency	23F-4001	293,705	15,602	309,307	74,125	3,201	296,500	12,807	309,307
Alameda	City of Oakland, Human Services Department	23F-4002	1,294,234	107,602	1,401,836	326,637	23,822	1,306,548	95,288	1,401,836
Alpine	Inyo Mono Advocates for Community Action, Inc.	23F-4003	1,333	12	1,345	0	0	1,345	0	1,345
Amador/Tuolumne	Amador-Tuolumne Community Action Agency	23F-4004	273,800	28,605	302,405	69,101	6,500	276,405	26,000	302,405
Butte	Community Action Agency of Butte County, Inc.	23F-4005	389,584	19,972	409,556	98,322	4,066	393,291	16,265	409,556
Calaveras/Mariposa	Calaveras-Mariposa Community Action Agency	23F-4006	293,704	8,967	302,671	74,124	1,543	296,498	6,173	302,671
Colusa	SEE GLENN COUNTY									
Contra Costa	Contra Costa Employment & Human Services Dept/CSB	23F-4007	927,194	8,821	936,015	234,003	0	936,015	0	936,015
Del Norte	Del Norte Senior Center, Inc.	23F-4008	40,903	26,389	67,292	10,323	6,500	41,292	26,000	67,292
El Dorado	El Dorado County Health and Human Services Agency	23F-4009	323,884	5,684	329,568	0	650	326,965	2,603	329,568
Fresno	Fresno County Economic Opportunities Commission	23F-4010	1,999,960	19,026	2,018,986	504,746	0	2,018,986	0	2,018,986
Glenn/Colusa/Trinity	Glenn County Community Action Department	23F-4011	273,087	28,599	301,686	68,921	6,500	275,686	26,000	301,686
Humboldt	Redwood Community Action Agency	23F-4012	320,381	3,048	323,429	80,857	0	323,429	0	323,429
Imperial	Campesinos Unidos, Inc.	23F-4013	382,943	3,643	386,586	96,646	0	386,586	0	386,586
Inyo/Mono	Inyo Mono Advocates for Community Action, Inc.	23F-4014	268,784	28,558	297,342	67,835	6,500	271,342	26,000	297,342
Kern	Community Action Partnership of Kern	23F-4015	1,756,701	16,713	1,773,414	443,353	0	1,773,414	0	1,773,414
Kings	Kings Community Action Organization, Inc.	23F-4016	280,367	31,372	311,739	0	7,176	283,034	28,705	311,739
Lake/Mendocino	North Coast Opportunities, Inc.	23F-4017	559,482	31,324	590,806	141,201	6,500	564,806	26,000	590,806
Lassen/Plumas/Sierra	Plumas County Community Development Commission	23F-4018	265,243	28,524	293,767	66,941	6,500	267,767	26,000	293,767
Los Angeles	Foothill Unity Center, Inc.	23F-4019	346,301	21,882	368,183	87,399	4,646	349,596	18,587	368,183
Los Angeles	Long Beach Community Action Partnership	23F-4020	699,993	114,707	814,700	176,663	27,011	706,653	108,047	814,700
Los Angeles	County of Los Angeles Dept. of Public Social Services	23F-4021	6,149,474	135,626	6,285,100	0	19,280	6,207,978	77,122	6,285,100
Los Angeles	City of Los Angeles Community Investment for Families Dept.	23F-4022	6,361,802	445,041	6,806,843	1,605,579	96,131	6,422,319	384,524	6,806,843
Madera	Community Action Partnership of Madera County, Inc.	23F-4023	312,051	10,220	322,271	78,755	1,812	315,020	7,251	322,271
Marin	Community Action Marin	23F-4024	293,637	18,677	312,314	74,107	3,971	296,430	15,884	312,314
Mariposa	SEE CALAVERAS COUNTY									
Mendocino	SEE LAKE COUNTY									
Merced	Merced County Community Action Agency	23F-4025	494,821	30,707	525,528	124,882	6,500	499,528	26,000	525,528
Modoc/Siskiyou	Modoc-Siskiyou Community Action Agency	23F-4026	273,071	28,598	301,669	68,917	6,500	275,669	26,000	301,669
Mono	SEE INYO COUNTY									
Monterey	Monterey County Community Action Partnership	23F-4027	489,515	30,657	520,172	123,543	6,500	494,172	26,000	520,172
Napa	Community Action Napa Valley	23F-4028	274,358	28,610	302,968	69,242	6,500	276,968	26,000	302,968
Nevada	Nevada County Dept. of Housing & Community Services	23F-4029	292,893	21,111	314,004	0	4,581	295,680	18,324	314,004
Orange	Community Action Partnership of Orange County	23F-4030	3,135,610	29,831	3,165,441	791,360	0	3,165,441	0	3,165,441
Placer	Project GO, Inc.	23F-4031	414,183	3,941	418,124	104,531	0	418,124	0	418,124
Plumas	SEE LASSEN COUNTY									
Riverside	Community Action Partnership of Riverside County	23F-4032	3,006,351	28,601	3,034,952	758,738	0	3,034,952	0	3,034,952
Sacramento	Sacramento Employment and Training Agency	23F-4033	2,089,669	19,880	2,109,549	527,387	0	2,109,549	0	2,109,549

Staff Proposal for CSBG Amendment #1: \$8,821

Attend National Community Action Conference in Atlanta, GA – August 22-24, 2023

Send 4 People: Nic, Christina, and to EOC members.

Room Rate	\$714.00
Registration	\$955.00
Airfare	\$500.00
PerDiem	\$185.00
Ground Transportation	\$125.00
TOTAL	\$2,479.00
Send 4 People	\$9,916.00

Remaining \$1,095 to come from Head Start Training Budget for Nic's attendance.