

What the COVID-19 Crisis Looks Like in Contra Costa County

- Jobs**
- Benefits Programs
- Abuse
- Childcare

March - May* 2020

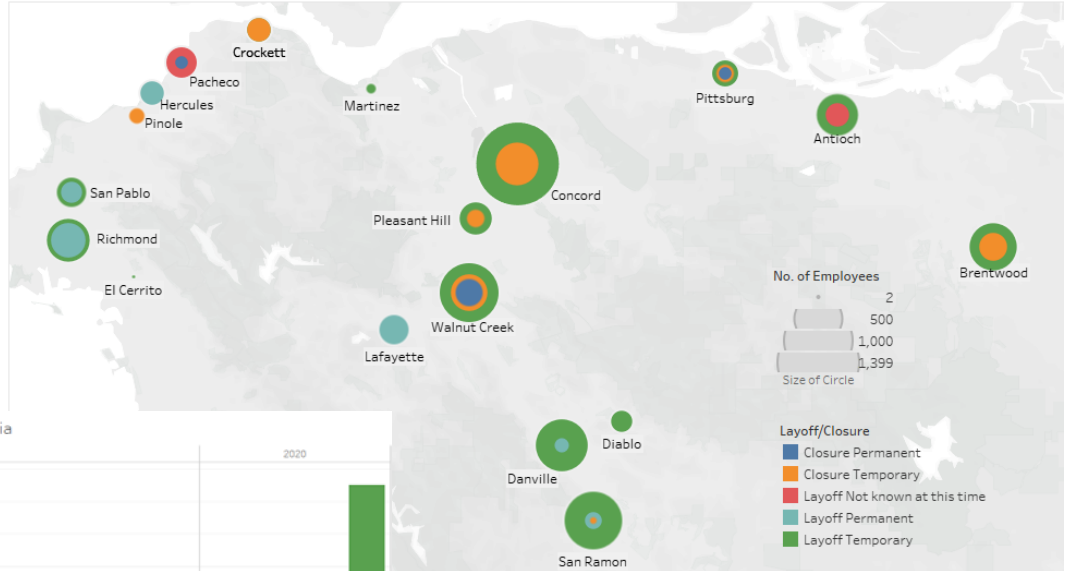
v. 1.1

*The information in this document is current as of posting and will be revised as further data and analysis become available.

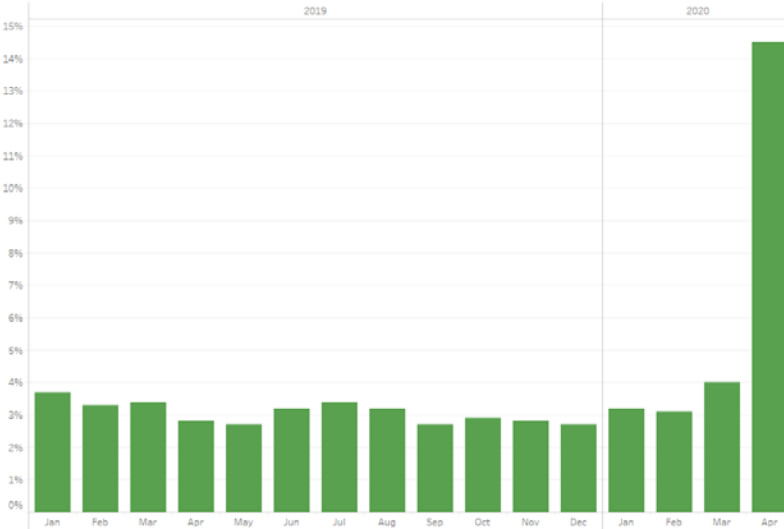
Unemployment is on the Rise

On March 16, 2020, the Contra Costa County Public Health Officer issued a Shelter-in-Place Order in response to the Coronavirus epidemic. Businesses deemed to be non-essential were required to close at physical locations, leading to an immediate surge in job losses.

Self-Reported Layoffs (March 1, 2020 - May 22, 2020)



Unemployment Rate in Contra Costa County, California

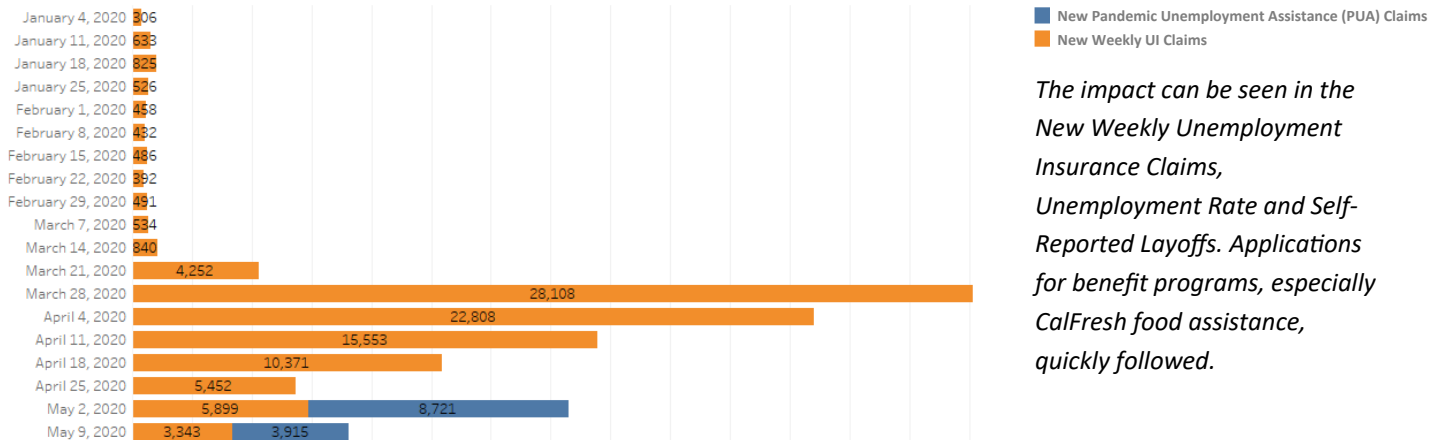


Source: California EDD, Labor Market Information Division, Report 400C

Source: Worker Adjustment and Retraining Notification (WARN) Report, California EDD

According to the Federal Reserve, unemployment had been steadily falling in Contra Costa since July 2010 (11.3%), leveling off in 2018 and 2019 (average 2.8%). March 2020 saw a jump to 4%, with a spike to 14.5% in April. Since February 2020, the number of layoffs and business closures happening all over the County has markedly increased. This is reflected in the increased number of New Weekly Unemployment Insurance Claims.

Contra Costa County New Weekly Unemployment Insurance (UI) Claims



The impact can be seen in the New Weekly Unemployment Insurance Claims, Unemployment Rate and Self-Reported Layoffs. Applications for benefit programs, especially CalFresh food assistance, quickly followed.

Note: Initial claims totals are not representative of the number of individuals filing, as a claimant can have multiple initial claims. Pandemic Unemployment Assistance (PUA) refers to the provision in the CARES Act that allows self-employed individuals, independent contractors and other non W-2 workers to apply for Unemployment Benefits.

Source: California Employment Development Department

Contra Costa County Social Service Impact & Response to the COVID-19 Crisis

For COVID-19 Health & Disease Information, visit coronavirus.cchealth.org

What the COVID-19 Crisis Looks Like in Contra Costa County

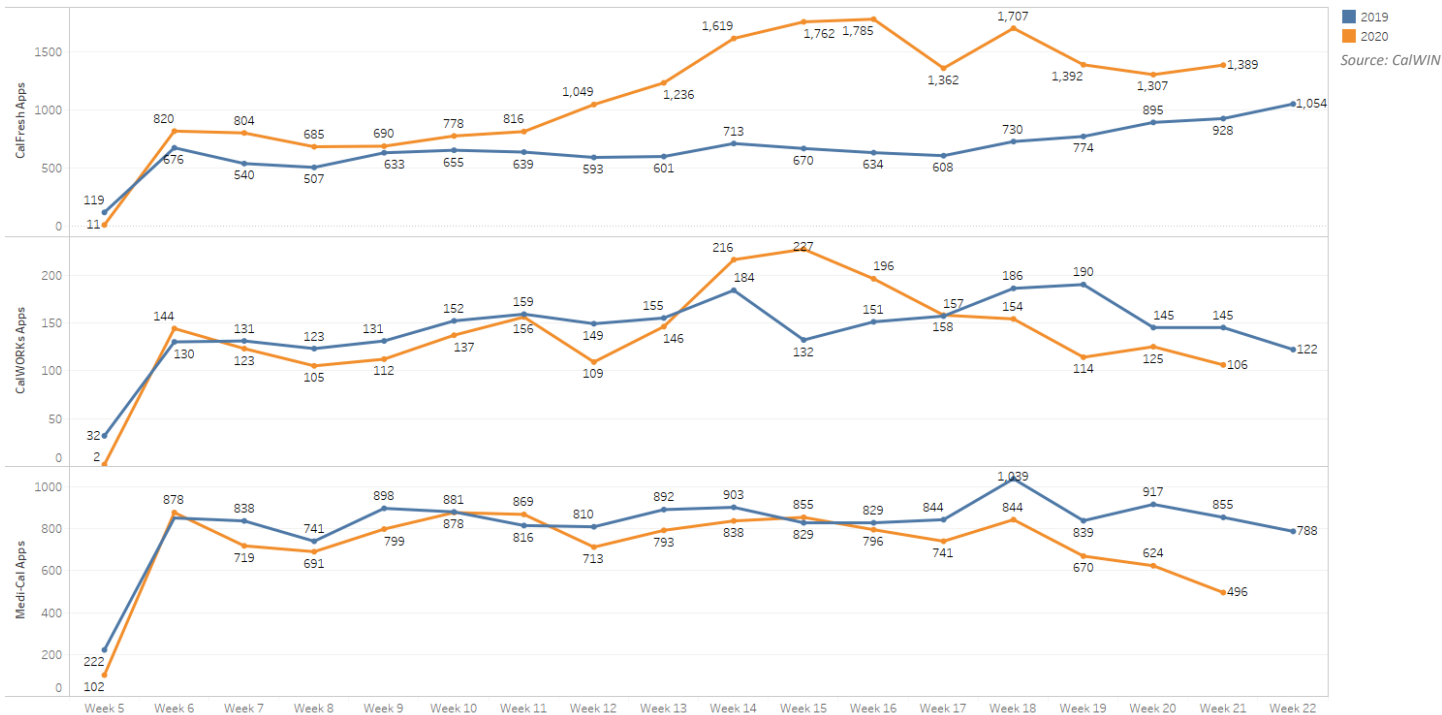
March - May 2020*

- Jobs
- Benefits Programs
- Abuse
- Childcare

How People Are Getting Help

CalFresh, CalWORKs, and Medi-Cal Applications

2019 to 2020 Comparison, February 1st Week (Week 5) to May 3rd Week (Week 22)



April 2020 saw the deposit of the first \$1,200 stimulus checks. Check distribution has continued in recent weeks and may account for some of the drop in CalFresh and CalWORKs applications, along with approval of newly applied for unemployment insurance benefits.

The end of COBRA benefits and/or dependent care coverage may cause an increase in Medi-Cal applications in coming weeks. The recent decrease in Medi-Cal applications in Contra Costa County mirrors a trend seen at the state level. We are confirming and evaluating the data for further analysis.

2,200
additional applications
pending review and
registration

CalFresh (California's name for the federal Supplemental Nutrition Assistance Program/SNAP) provides supplementary assistance for food budgets. Certain households with extenuating circumstances may be eligible for an expedited benefits determination.

CalWORKs (California's name for Temporary Assistance for Needy Families) includes financial aid, employment services, homeless assistance, child care, and other supportive services to families with children under 19, to help them succeed in the workforce and become self-sufficient.

Medi-Cal (California's name for Medicaid) provides a core set of health benefits, including doctor visits and hospital care.

Source: CDSS

CalFresh, Medi-Cal, and CalWORKs Applications
Comparison of 2019 to 2020, February 1st Week to May 3rd Week



How People Are Getting Help

Emergency CalFresh Benefits

	Number of Households Receiving Benefit	Total Emergency CalFresh Dollars Issued
March	22,996	\$3,777,452
April	22,228	\$3,704,886

Source: CalWIN

California has been approved to provide emergency allotments to eligible households for two months, March and April 2020. Emergency allotments will raise each household's regular monthly CalFresh allotment to the maximum allowable benefits based on their CalFresh household size. CalFresh households already receiving the maximum allowable allotment based on household size are not eligible to receive an emergency allotment of CalFresh benefits.

Season of Sharing (SOS) Emergency Relief Fund Dollars Issued

	COVID	Non-COVID
January		\$62,762
February		45,076
March	\$20,585	40,553
April	57,360	60,214

EHSD's Volunteer & Emergency Services, in partnership with San Francisco Chronicle's Season of Sharing (SOS) Program, provides emergency relief to families and individuals who face a sudden crisis or shortfall. With the advent of COVID-19, the program's initial purpose has been shifted to focus on COVID-19 relief.

Source: Volunteer Emergency Services

How Small Businesses Are Getting Help

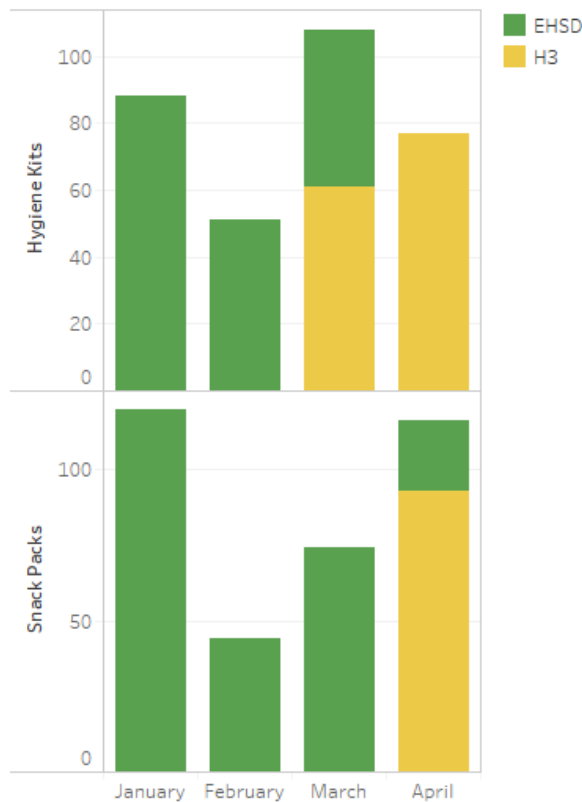
Between April 23rd and April 30th, **666 callers from 10 cities** accessed the Small Business Call Center.

Between May 1st and May 7th, **128 callers from 15 cities** accessed the Small Business Call Center.

The Small Business Call Center, created with the support of the county's Economic Development arm of the Department of Conservation and Development (DCD) and Employment and Human Services Department (EHSD), offers information and resources to help businesses access available federal, state and local programs.

Source: Contra Costa County Workforce Development Board

Hygiene Kits and Snack Packs Distributed through Volunteer Emergency Services (VES)



Volunteer Emergency Services (VES) provides supplemental support to at-risk individuals and families known to EHSD. The Health, Housing and Homelessness Division (H3), which is under Contra Costa Health Services, integrates housing and homeless services across the county's health system.

Contra Costa County Social Service Impact & Response to the COVID-19 Crisis

For COVID-19 Health & Disease Information, visit coronavirus.cchealth.org

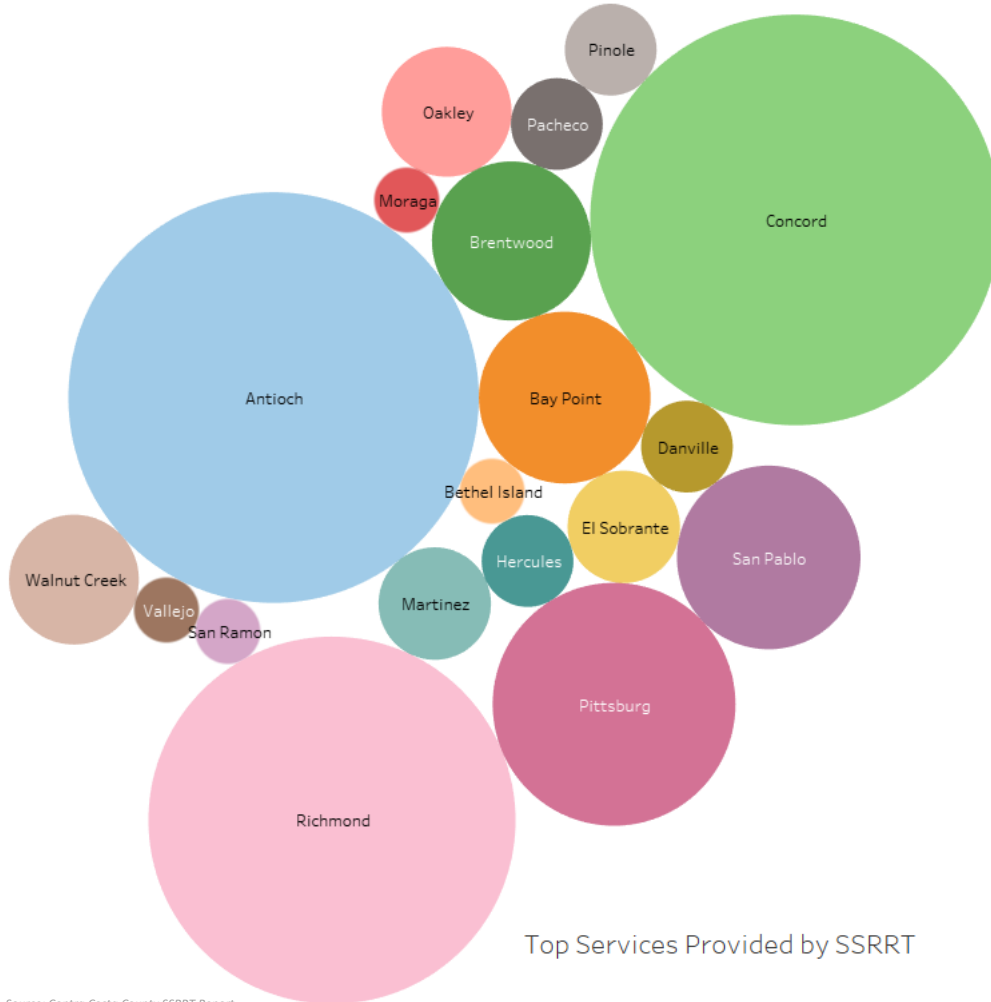
What the COVID-19 Crisis Looks Like in Contra Costa County

March - May 2020*

- Jobs
- Benefits Programs**
- Abuse
- Childcare

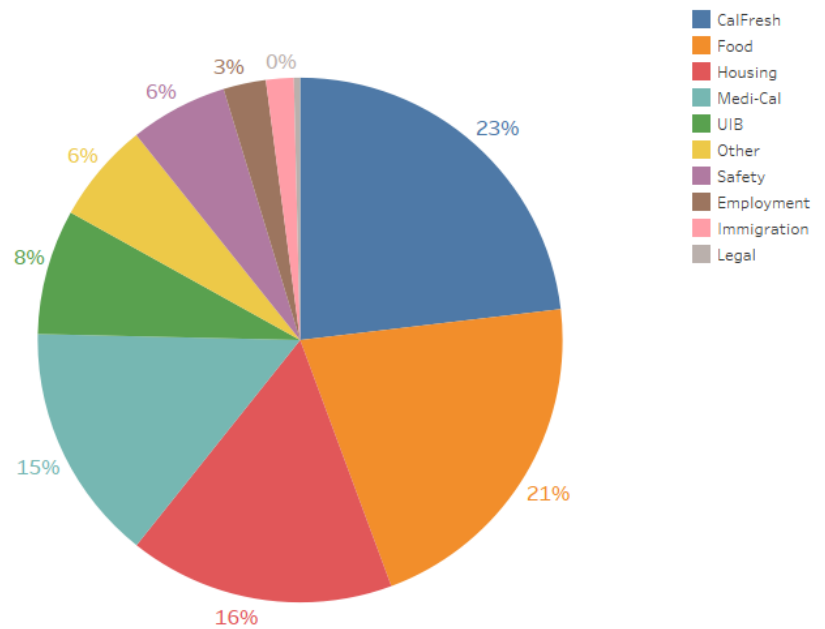
Contra Costa Rapid Response

Families Assisted by Social Services Rapid Response Team, by City of Residence



Top Services Provided by SSRRT

Source: Contra Costa County SSRRT Report

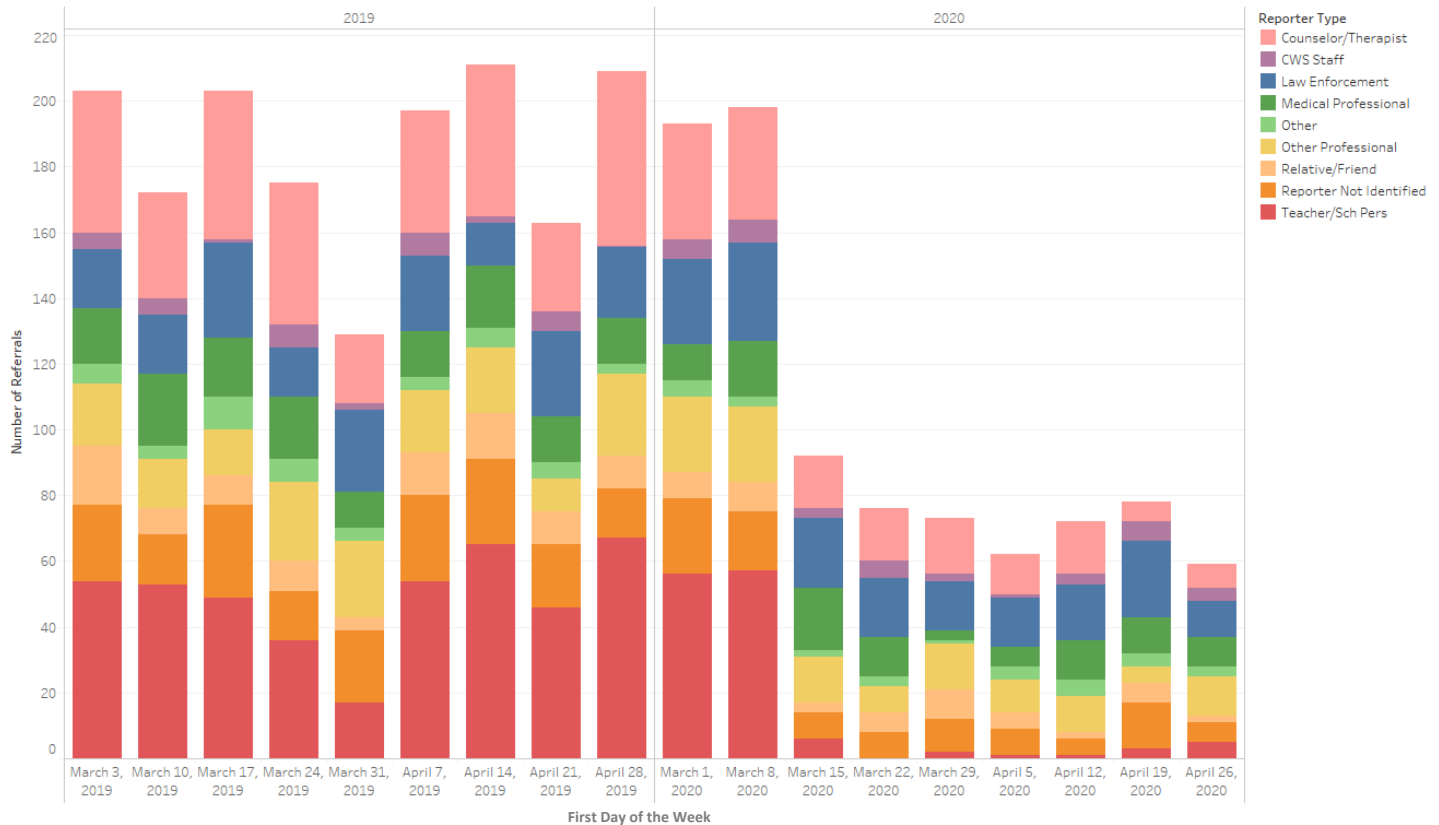


Source: Contra Costa County SSRRT Report

In response to COVID-19, the Employment & Human Services Department (EHSD) mobilized its "4-Our-Families" Navigators and equipped them with a streamlined intake process to assess the immediate needs of vulnerable community members quickly. Targeted needs include: housing; food; finances; legal support; children's needs; medical; immigration assistance; transportation and more.

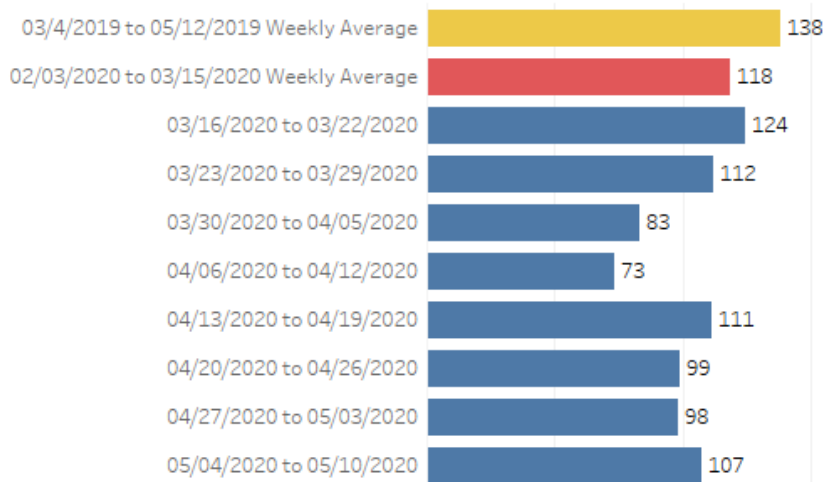
Fewer Reports of Maltreatment are Coming in from Mandated Reporters

Number of Child Maltreatment Reports, by Reporter Type, by Week
Comparison of 2019 to 2020, March and April



Source: Contra Costa County Children & Family Services

Reports of Suspected Abuse or Neglect of Vulnerable Adults



Source: Contra Costa County Aging & Adult Services

Mandated reporters who view **children** in educational environments are often the main source of **child abuse reporting**. With **children** out of school due to Shelter-in-Place, mandated reporters, such as teachers and counsellors, are unable to sound the alarm for help. In this case, a drop in the number of maltreatment reports does not necessarily mean a drop in abuse. This change is likely attributed to fewer people reporting the abuse that is happening. For **vulnerable adults**, average weekly calls have fallen during the Shelter-in-Place period, compared to the weekly average over the prior 6 weeks (February 3 – March 15, 2020) and the weekly average over the period of March 4 - May 12, 2019. However, the numbers have rebounded slightly from the low point of March 30 – April 12.

Contra Costa County Social Service Impact & Response to the COVID-19 Crisis

For COVID-19 Health & Disease Information, visit coronavirus.cchealth.org

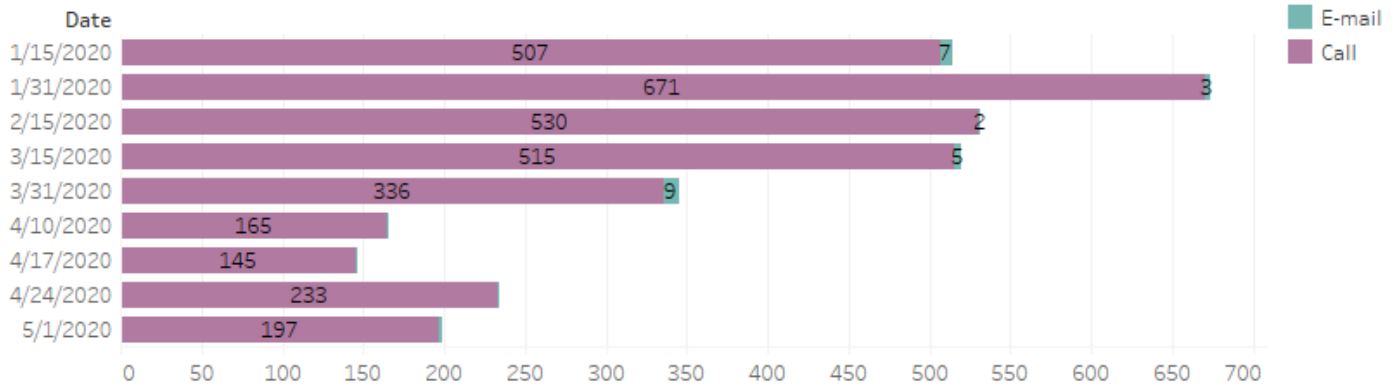
What the COVID-19 Crisis Looks Like in Contra Costa County

March - May 2020*

- Jobs
- Benefits Programs
- Abuse**
- Childcare

Fewer Reports of Maltreatment are Coming in from Community Reporters

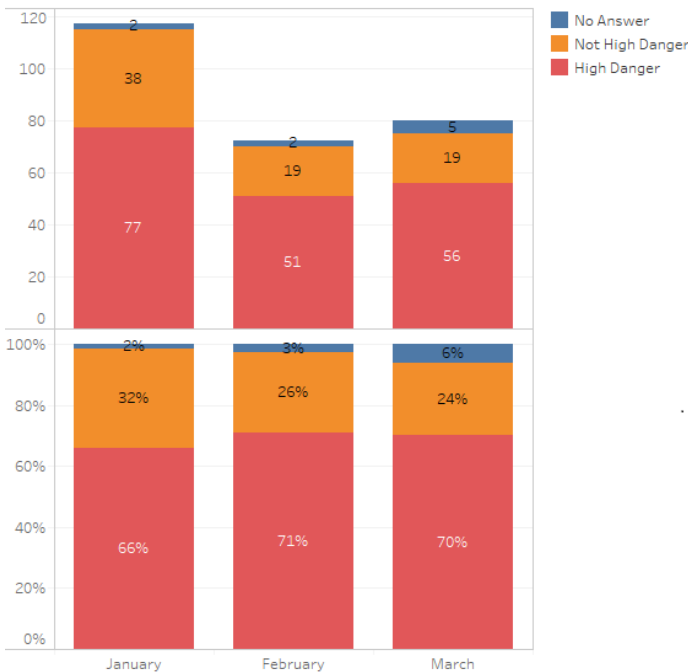
STAND! Calls and E-mails



Source: STAND! for Families Free of Violence

Community partner organizations echo the drop in assistance requests. Calls for Domestic Violence assistance to STAND! for Families Free of Violence, Contra Costa's Domestic Violence prevention and assistance organization, dropped as Shelter-in-Place orders kept callers in close proximity to their abusers and limited their ability to make private calls. STAND!'s Lethality Assessment Program work with law enforcement partners has not seen a similar decline.

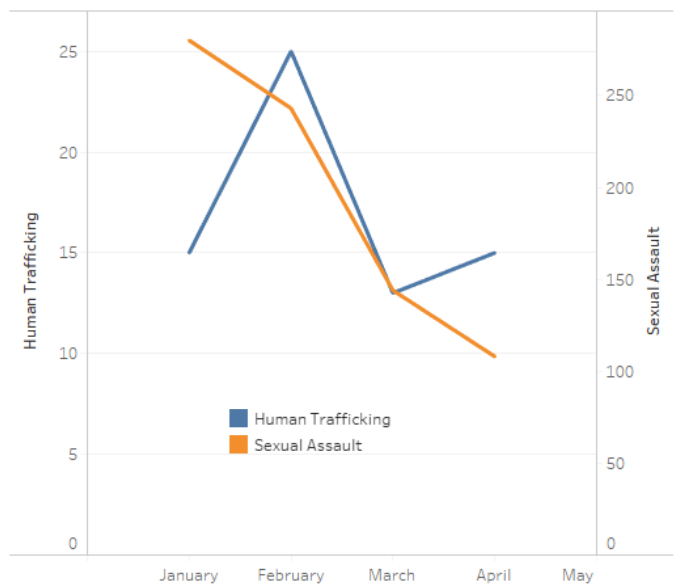
STAND! Lethality Assessment Program (LAP) Intakes



The Lethality Assessment Program (LAP) is a high-risk assessment initiated by STAND! and 5 collaborating police jurisdictions with victims of intimate partner violence. The total is all LAP screens initiated during the month. Then the score is broken down into High danger (at high risk of being killed by partner), Not High Danger (lower risk) and No Answer (victim declined or was unable to answer questions).

Source: STAND! for Families Free of Violence

Community Violence Solutions Clients Served by Month, January - April 2020



Source: Community Violence Solutions

Community Violence Solutions saw a drop in clients between the end of March and early April.

Fewer Reports of Maltreatment are Coming in from Community Reporters

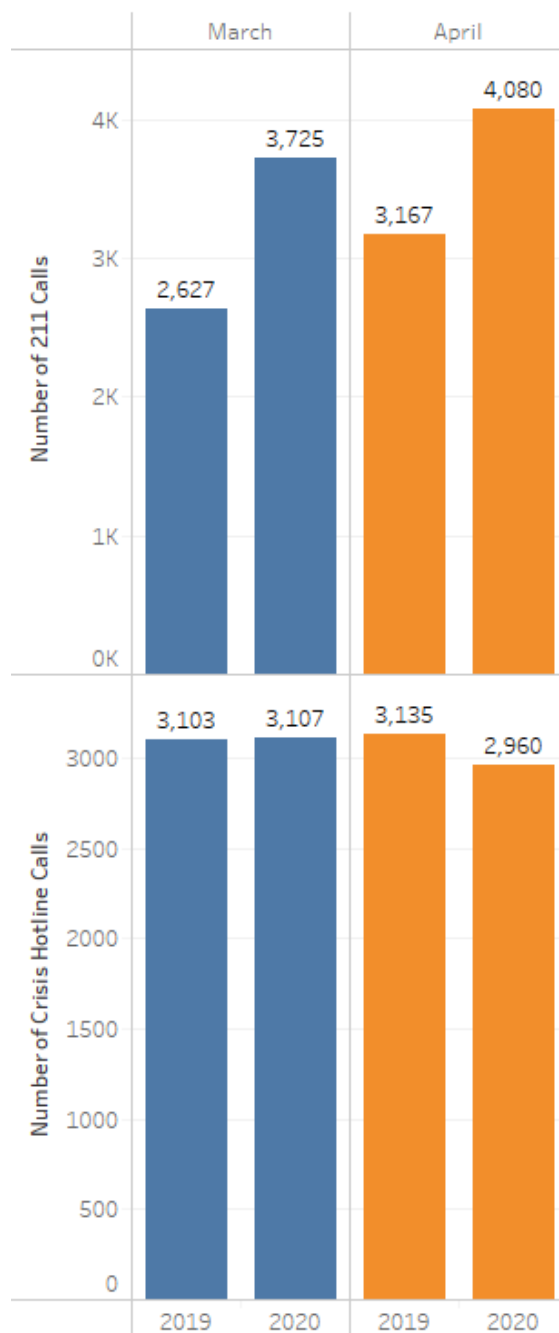
The Family Justice Center also saw a drop in clients between the end of March and early April. Contra Costa Crisis Center reported a surge in 211 calls in March and April, and a decline in crisis hotline calls in April.

Family Justice Center Active Clients January 1 - May 22, 2020

	January 2020	February 2020	March 2020	April 2020	May 2020
% Difference in Child Abuse from the Previous along Table (Across)		10.9%	2.3%	-20.3%	-14.2%
% Difference in Domestic Violence from the Previous along Table (Across)		11.2%	-1.8%	-16.1%	-12.5%
% Difference in Elder Abuse from the Previous along Table (Across)		0.0%	23.1%	-16.7%	-35.0%
% Difference in Human Trafficking from the Previous along Table (Across)		50.0%	53.3%	-13.0%	-40.0%
% Difference in Sexual Assault from the Previous along Table (Across)		-1.2%	0.0%	-2.4%	-38.8%
% Difference in Stalking from the Previous along Table (Across)		32.5%	-6.4%	-15.5%	-25.3%

Source: Contra Costa Family Justice Centers

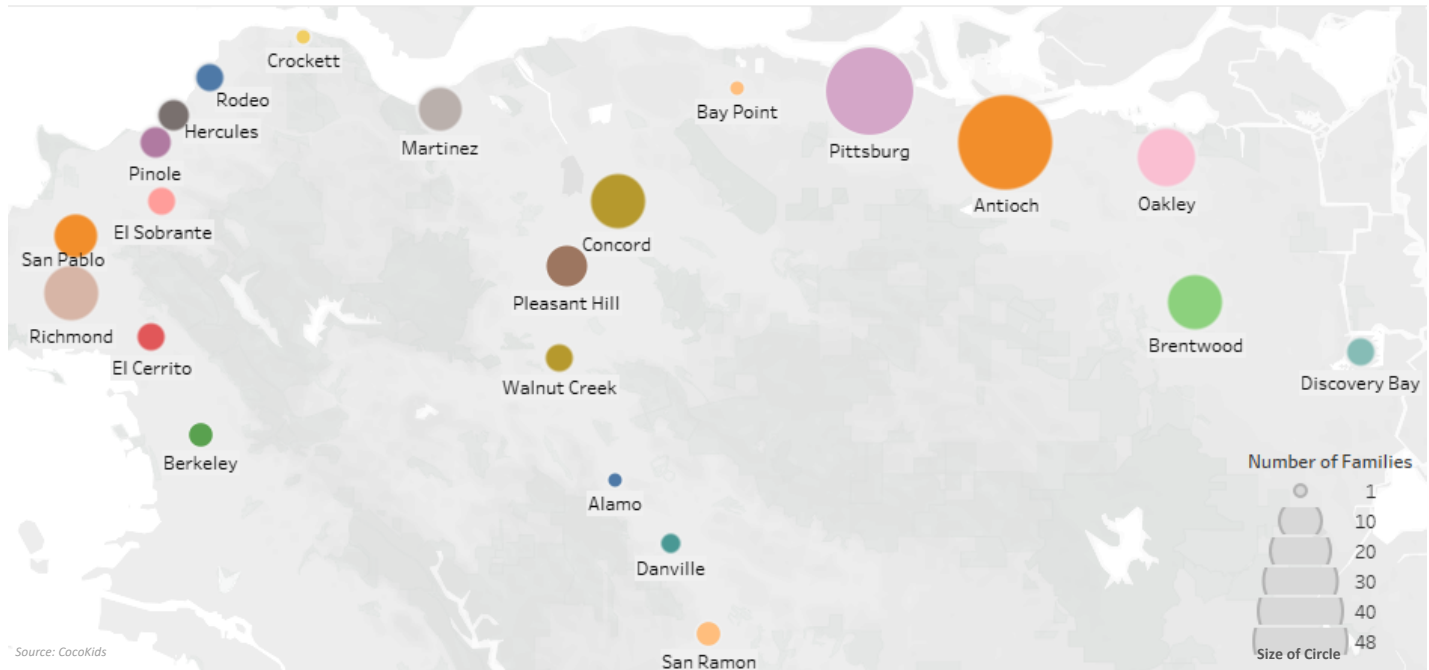
Contra Costa Crisis Center Calls, by Type 2019 to 2020 Comparison, March and April



Source: Contra Costa Crisis Center

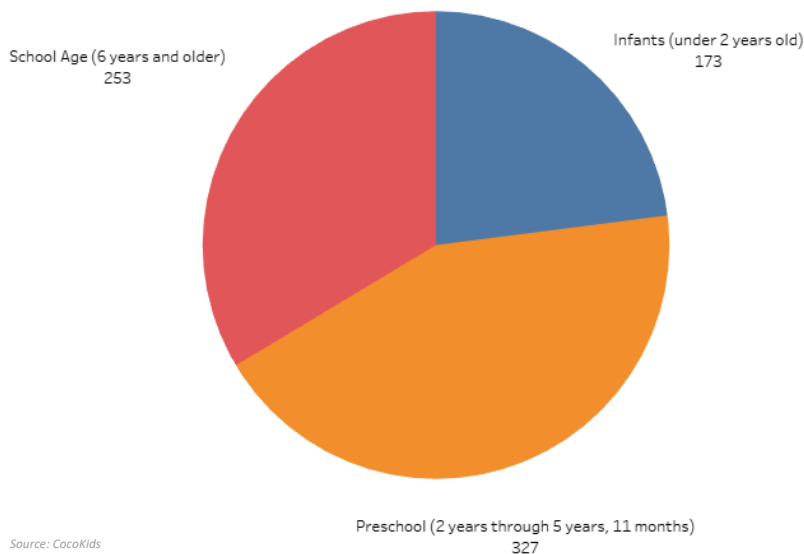
Essential Workers Look to Emergency Childcare Amid School Closures

Essential Workers Using Emergency Childcare



Contra Costa's Essential Workers come from all over the County and beyond. Cities not pictured: Vacaville, Vallejo, Sacramento, and Oakdale.

Children Being Served Through Emergency Childcare



The Employment & Human Services Department (EHSD) is collaborating with CocoKids, CCC Office of Education, Contra Costa First 5, and Health Services to implement an Emergency Child Care Program, offering support for all essential workers as they continue serving our community's needs during the COVID-19 health crisis.