

# Contra Costa County



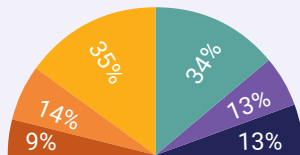
## The Opportunity Gap for Children Across Contra Costa County

While many kids in Contra Costa County are thriving, others lack basic health, education, and financial supports they need for well-being and long-term success. Since countywide statistics can mask such issues, regional data is useful for highlighting disparities and targeting resources. It's especially critical to provide supports to those who are born into structural inequities such as kids of color, children living in poverty, kids in foster care, and dual-language learners. The statistics below show that some children in the county have far fewer opportunities to succeed than others.<sup>1</sup>

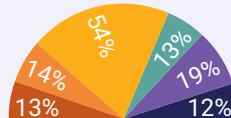
### Demographic Overview<sup>2</sup>

- Black
- Asian
- Latino
- White
- Other<sup>3</sup>
- 2+ Races

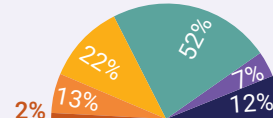
**Contra Costa**  
260,950 kids



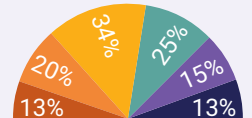
**West**  
54,938 kids  
Hercules, San Pablo, Richmond



**Central**  
108,819 kids  
Concord, San Ramon, Walnut Creek



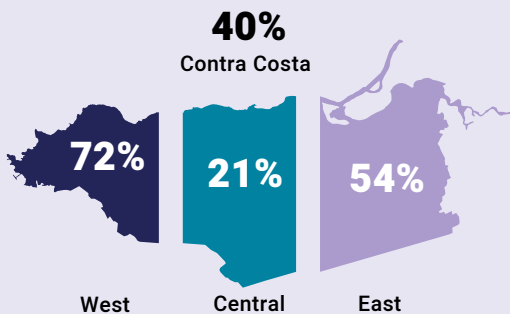
**East**  
96,431 kids  
Pittsburg, Antioch, Brentwood



### Child poverty varies widely across the county.<sup>4</sup>

#### Low-income students

Students who are eligible for free & reduced-price meals, with family annual income under \$46,500.<sup>5</sup>



### Without additional supports, poverty can limit kids' opportunities.<sup>6</sup>

Childhood poverty is linked to:

- worse academic outcomes
- food insecurity
- toxic stress

### Too many kids are entering school with tooth decay, especially in West and East county.

Percent of kindergarteners with reported tooth decay.<sup>7</sup>

- 18%** Contra Costa
- 25%** West
- 13%** Central
- 25%** East

Children with untreated oral health problems are at risk for:

- increased absences
- lower grades
- low self-esteem
- trouble sleeping
- difficulty eating
- weakened immune system

#CloseTheGapCCC



## Children are more likely to suffer from uncontrolled asthma when it is difficult to access preventive health care.

This means that more kids visit the emergency room for chronic asthma. Poor air quality and other factors also contribute to childhood asthma.

Average number of Children's ER Visits for Asthma, 2009-16<sup>8</sup>

<b>82</b>	Contra Costa
<b>126</b>	West
<b>49</b>	Central
<b>107</b>	East

Children with regular health care are more likely to:



do better in school and miss fewer days



graduate from high school and go to college



earn more money as adults

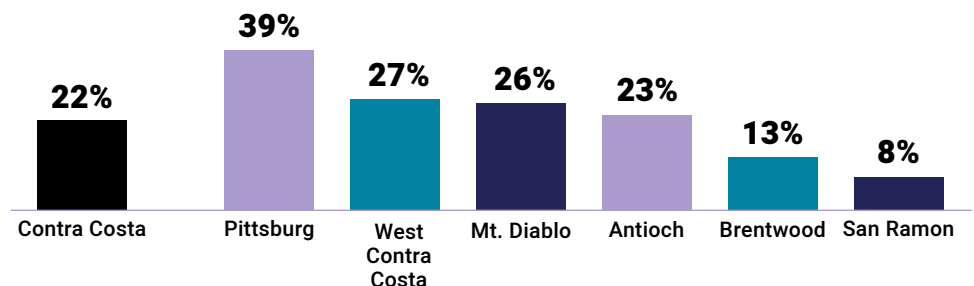


have fewer emergency room and hospital visits as adults

## Too many kindergarteners are not ready for school, particularly in some districts.

Children who are behind when they start kindergarten may fall further and further behind (e.g., see 3rd grade reading, below).<sup>9</sup>

Percent of children **not** ready to start school.<sup>10</sup>



## Too many 3rd-graders are reading below grade level, especially in West and East County.



3rd-grade reading is linked to 9th-grade outcomes, high school graduation, and college enrollment rates. This indicator offers an opportunity for targeted interventions with at-risk students while they are still in elementary school.

The percent of 3rd-graders reading **below** grade level reflects large regional disparities.<sup>11</sup>

<b>29%</b>	Contra Costa
<b>46%</b>	West
<b>21%</b>	Central
<b>35%</b>	East

Economically disadvantaged 3rd-graders are **3x** more likely than non-disadvantaged 3rd-graders to read below grade level.

Racial disparities are enormous. Black (49%), Latino (43%), & Pacific Islander (38%) 3rd-graders are **2-3x more likely** to read below grade level than their White (16%) peers across the county.

## Sources

- Note: A) Children are defined as ages 0 to 17 years unless otherwise specified (e.g., students, kindergarteners, etc.) B) West, Central, East regions can include the following unless other grouping specified (e.g., district). West: Richmond, San Pablo, El Cerrito, Kensington, Hercules, Pinole, Crockett, Rodeo. Central: Martinez, Pleasant Hill, Walnut Creek, Concord, Lafayette, Moraga, Orinda, Alamo, Danville, San Ramon. East: Pittsburg, Bay Point, Antioch, Brentwood, Oakley, Knightsen, Discovery Bay, Byron, Bethel Island.
- United States Census Bureau / American FactFinder (n.d.). Table S0901, "Children Characteristics" Population & Race 2013 - 2017. *American Community Survey*.  
Note: Percentages do not add to 100% because categories are not exclusive.
- Note: The other category includes American Indian and Alaska Native, Native Hawaiian and Other Pacific Islander, and some other races.
- Note: Even in relatively high-income areas, there are pockets of deep poverty, such as Monument Corridor in Concord.  
Chan, C., Lopez, V., Céspedes, S., and Montojo, N. (2015). Signs of Speculation in the Monument Corridor. *Center for Community Innovation, University of California, Berkeley*.
- Note: For school year 2018-19, eligibility for free and reduced-price meals is under \$46,435 annual income for a family of four.  
California Department of Education, Public Files (n.d.). Free and Reduced Price Meal Count (K-12) data.
- Ratcliffe, C. E., & McKernan, S. M. (2012). Child poverty and its lasting consequence. *Urban Institute Low-Income Working Families Working Paper*, (21).
- Note: The percent of students reported with tooth decay are of kids who took the oral health assessment.  
California Dental Association (2017). Kindergarten Oral Health Requirement, AB 1433 Reported Data.
- California Health and Human Services Open Data Portal (2018). Asthma Emergency Department Visit Rates by ZIP code, 2016. *Healthcare Information Division, Office of Statewide Health Planning and Development*.
- Kress, D. (2016). Kindergarten Readiness Is Key to Future Success, 3(2). *John Hopkins Health Review*.
- First 5 Contra Costa & Applied Survey Research (2017). Ready or Not, Here We Come! An Assessment of Kindergarten Readiness in Contra Costa County.
- California Department of Education (n.d.). Smarter Balanced Test Results, Reading Below Grade Level 2017 - 2018. *California Assessment of Student Performance and Progress*.